

Workflow submit artikel IJPH

Epidemiological Contact (Epicontact) Investigation Of Covid-19 At Islamic Boarding Schools In Kuningan Regency, Indonesia

- 1. 29 Maret 2023: Submit Artikel**
- 2. 30 Maret 2023: Perbaiki GFA 1**
- 3. 5 April 2023: Perbaiki GFA 2**
- 4. 12 April 2023: Perbaiki GFA 3**
- 5. 12 April 2023: Revisi GFA 3 dari Author**
- 6. 13 April 2023: Permintaan perbaikan GFA 4**
- 7. 15 April 2023: Revisi GFA 4 dari Author**
- 8. 17 April 2023: Permintaan Revisi GFA 5**
- 9. 17 April 2023: Revisi GFA 5 dari Author**
- 10. 17 April 2023: Permintaan Revisi GFA 5**
- 11. 18 April 2023: Revisi GFA 5 dari author**
- 12. 18 April 2023: Pengiriman Hasil Chek Plagiarism**
- 13. 29 April 2023: Perbaiki Plagiarism**
- 14. 30 April 2023: Hasil Chek plagiarism ke-2**
- 15. 6 Juli 2023: Pengieiman hasil review dari reviwer 1**
- 16. 6 Juli 2023: Pengieiman hasil review dari reviwer 2**
- 17. 7 Juli 2023: Revisi dari reviewer 1**
- 18. 7 Juli 2023: Revisi dari reviewer 2**
- 19. 18 Oktober 2023: Final Review dan Acc artikel**

1. 29 Maret 2023: Submit Artikel

2. 30 Maret 2023: Perbaikan GFA 1

Dear Author,

Berikut kami lampirkan hasil cek GFA artikel bapak/ibu, silahkan diperbaiki sesuai saran dan reupload hasil perbaikan dengan "add message"

NB: mohon upload file pendukung Form CTA, form Author Statement dan scan ethical clearane (PDF)

Thank you
GFA 1 CECEP

[Lampiran 1](#)

Lampiran 1

3. 5 April 2023: Perbaikan GFA 2

Dear Author,

Berikut kami lampirkan hasil cek GFA 2 artikel bapak/ibu, silahkan diperbaiki sesuai saran dan reupload hasil perbaikan dengan "add message" **di kolom diskusi ini**

Thank you
GFA 2 CECEP

[Lampiran 2](#)

4. 12 April 2023: Perbaikan GFA 3

Dear Author,

Berikut kami lampirkan hasil cek GFA 3 artikel bapak/ibu, silahkan diperbaiki sesuai saran dan reupload hasil perbaikan dengan "add message" **di kolom diskusi ini**

Thank you
GFA 3 CECEP

[Lampiran 3](#)

5. 12 April 2023: Revisi GFA 3 dari Author

Selamat pagi

Berikut saya kirimkan revisi artike. Tks

GFA+3+CECEP+Revisi 12042023.docx

[Lampiran 4](#)

6. 13 April 2023: Permintaan perbaikan GFA 4

Dear Author,

Berikut kami lampirkan hasil cek GFA 4 artikel bapak/ibu, silahkan diperbaiki sesuai saran dan reupload hasil perbaikan dengan "add message" **di kolom diskusi ini**

Thank you

GFA 4 CECEP

[Lampiran 5](#)

7. 15 April 2023: Revisi GFA 4 dari Author

Settings

Selamat pagi Berikut kami kirimkan revisinya

1. Linespacing sudah 0,5
2. Tulisan Reference sudah 'justify'

Terima kasih

GFA+4+CECEP+Revisi 13042023.docx

[Lampiran 6](#)

8. 17 April 2023: Permintaan Revisi GFA 5

Dear Author,

Berikut kami lampirkan hasil cek GFA 5 artikel bapak/ibu, silahkan diperbaiki sesuai saran dan reupload hasil perbaikan dengan "add message" **di kolom diskusi ini**

Thank you
GFA 5 CECEP

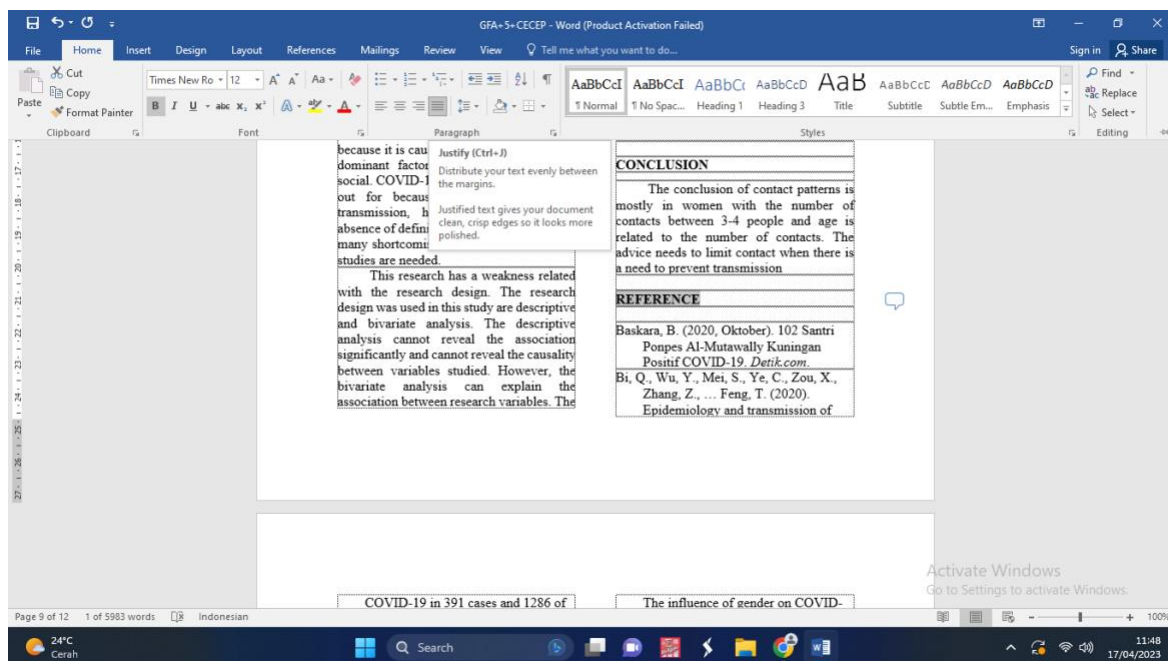
Lampiran 7

9. 17 April 2023: Revisi GFA 5 dari Author

Settings

Selamat Pagi

Berikut kami kirimkan perbaikan yang komentar 'justify' beserta screenshoot saat melakukan.
terima kasih



GFA+5+CECEP+Revisi 1704023.docx

Lampiran 8

10. 17 April 2023: Permintaan Revisi GFA 5

Dear Author,

Untuk aturan "justify" nya di seluruh isi reference bukan hanya di judul "references"

Terimakasih

11. 18 April 2023: Revisi GFA 5 dari author

Settings

Selamat pagi

Berikut perbaikan untuk 'justify' isi reference

terima kasih

GFA+5+CECEP+Revisi+1804023.docx

[Lampiran 9](#)

12. 18 April 2023: Pengiriman Hasil Chek Plagiarism

Dear Author,

berikut kami lampirkan artikel cek plagiarsm oleh turnitin ke-1 dengan hasil 38%, silahkan diperbaiki dengan memparaphrase kalimat yg terblock turnitin hingga hasil di bawah 20% dan "save as" menjadi dokumen baru, serta reupload hasil perbaikan dengan "add message"

Terimakasih

EPIDEMIOLOGICAL CONTACT (EPICONTACT) INVESTIGATION OF COVID-19 AT ISLAMIC BOARDING SCHOOLS IN KUNINGAN REGENCY, INDONESIA.pdf

Settings

Selamat siang..berikut revisi untuk perbaikan plagiarisme, mhn di cek. terima kasih

GFA+5+CECEP+Revisi+2804023.docx

[Lampiran 10](#)

13. 29 April 2023: Perbaikan Plagiarism

Settings

Selamat siang..berikut revisi untuk perbaikan plagiarisme, mhn di cek. terima kasih

GFA+5+CECEP+Revisi+2804023.docx

14. 30 April 2023: Hasil Chek plagiarism ke-2

Dear Author,

Berikut kami lampirkan hasil cek plagairism oleh 6embali6 ke-2 dengan hasil 12%, untuk tahap selanjutnya akan kami distribusikan ke editor dan reviewer.

Akan kami informasikan 6embali apabila hasil review telah keluar.

Terimakasih

[EPIDEMIOLOGICAL CONTACT \(EPICONTACT\) INVESTIGATION OF COVID-19 AT ISLAMIC BOARDING SCHOOLS IN KUNINGAN REGENCY, INDONESIA \(1\).pdf](#)

15. 6 Juli 2023: Pengieiman hasil review dari reviwer 1

Dear Author,

We inform you that we have uploaded the results of the review from reviewer 1, please correct it according to the suggestions and reupload the results of the improvements to "revision"

NB: please also confirm in this discussion column if you have reuploaded the results of the repair of the article

16. 6 Juli 2023: Pengieiman hasil review dari reviwer 2

Dear Author,

We inform you that we have uploaded the results of the review from reviewer 2, please correct it according to the suggestions and reupload the results of the improvements to "revision"

NB: please also confirm in this discussion column if you have reuploaded the results of the repair of the article

Thank you

17. 7 Juli 2023: Revisi dari reviewer 1

Dear Editor

Please Check

Thanks

[Artikel Epi contact IJPH Revisi Cecep 7 July 2023.docx](#)

18. 7 Juli 2023: Revisi dari reviewer 2

dear editor

Please cek. tks

[Artikel Epi kontak_Revisi 26 Juli 2023.docx](#)

[Lampiran 11](#)

19. 18 Oktober 2023: Final Review dan Acc artikel

Final Review

Participants

- Nurul Fitriyah (ijphua)
- cecep herian (cecep)

Messages

Note

Dear Author,

we inform you that your article has been ACC by both reviewers, for the next stage please combine suggestions for improvement from both reviewers into 1 document and re-include the author's name and affiliation (upload OJS).

for the next stage, please complete the LoA retrieval file by making an APC payment of IDR 1,000,000 Please transfer to Bank BNI No.Virtual Account 9883030300000331, please confirm when payment has been made. Then please send to email ijph@fkm.unair.ac.id the LoA retrieval file, namely: CTA form, Author statement form, ethical clearance scan and proof of APC payment.

Thank You

[Settings](#)

Dear Editor

Final Draft (Revisi dari Rev 1 dan 2)

[Artikel+Epi+kontak_Revisi+3 Nop 2023.docx](#)

[Lampiran 12](#)

Lampiran 1

Epidemiological Contact (Epicontact) Investigation of Covid-19 at Islamic Boarding Schools in Kuningan Regency, Indonesia

Cecep Heriana^{1,2}, Faridah Binti Moh. Said¹, Farzana Yasmin¹, Dieta Nurrika^{3,4}, Purwo Setyo Nugroho^{5,6}

Lincoln University College Malaysia¹

Institute of Health Science Kuningan²

Department of Public Health, School of Health Science Banten, Indonesia³

Department of Health Informatics and Public Health, Faculty of Epidemiology, Tohoku University School of Public Health, Japan⁴

Faculty of Public Health Universitas Muhammadiyah Kalimantan Timur, Indonesia⁵

Institute for Population and Social Research, Mahidol University, Thailand⁶

Correspondence address:

Email: cecepheriana.phd@gmail.com

ABSTRACT

Covid-19 has spread throughout the world, including in education clusters that implement boarding schools. Contact investigations on the cluster are necessary to control the spread of the virus. The purpose of this study is to describe the epidemiological contact pattern of investigation results in the Islamic Boarding school cluster in Kuningan Regency. The design of this study is descriptive with a descriptive epidemiological approach. The population of all students of Pondok Pesantren X, as many as 164 students, a sample of 157 students who are positive for Covid-19, and research instruments for the Covid-19 outbreak investigation form, The variables studied included age, gender, symptoms, duration of contact, number of contacts, number of contact groups and place of contact. Univariate data analysis with epicontact analysis. Results: sex: 33.3% male, 60.03% female, average age 15.05 years, the average number of contacts 3.25 people, the average number of male contacts 2.62 and female 3.39, number of male contact groups 41, number of female contact groups 91. Age of value $p=0.037$. Contact pattern conclusions Mostly in the female with the number of contacts between 3-4 people and age is related to the number of contacts. Limiting contact when there is suspicion is necessary to prevent transmission.

Keyword: Epidemiology Close Contact, Contact Investigation, Covid-19

INTRODUCTION

SARS-CoV-2, the virus that causes coronavirus disease 2019 (COVID-19) is a pneumonia disease that became a pandemic in 2020. The disease was first discovered in Wuhan, Hubei Province, China in December 2019. The virus infects human lungs in large numbers and has a far-reaching negative impact on life, especially on human physical and mental health. From the first discovery of COVID-19 patients in December 2019 to November 27, 2020, SARS-CoV-2 has infected 61,277,488 people, with daily additions reaching +10,000 people and causing 1,436,796 deaths worldwide (WHO, 2022). Not only effect on health aspect, COVID-19 is also impact in socio economic aspect on population. Many people lost their job that can direct impact on household income. Deceasing of household income can impact on increasing the amount of poverty. Globally, poverty worldwide increased from 7.8 percent (before pandemic) to 9.1 percent (during pandemic). On social challenge aspect, there occurred the social inequalities between stratum in society, such as low-skilled and high-skilled people, part-time and full-time worker, temporary and self-employed workers. Thus, COVID-19 leads the global burden around the world.

In Indonesia, in the same period, 522,581 confirmed cases with daily additions reaching +5000 people and causing 16,521 deaths (Covid-19 Handling Task Force, 2022). The highest number is in DKI Jakarta Province contributing 20.8% of daily cases, followed by West Java province with 15.3% of cases (PIKOBAR, 2022). Cases in Kuningan Regency are among the highest cases, with this being the most with a prevalence rate of 14/1000 of the population. This is due to the existence of public places that have the potential to hold long crowds, such as Islamic boarding schools, schools, offices and so on. Rapid transmission in clusters is due to asymptomatic cases with an asymptomatic prevalence in various adult clusters of 29.48% and in children at 24.09% (Ravindra et al., 2022).

Social restrictions are carried out to prevent transmission, one of which is schools and Islamic boarding schools, however, there are still several Islamic boarding schools that do not close the activities of Islamic boarding schools and there are still crowds in the Islamic boarding school environment, as a result, there is a spread of cases in the neighbourhood. One of them was at the Husnul Khotimah Islamic boarding school which occurred in October 2020 with the number of confirmed people reaching 467 people from 1083 people in the PCR test (KompasTV Bandung, 2020). Then, the Islamic boarding school cluster reappeared at the Al-Mutawally Islamic boarding school, Bojong Village, Cilimus District, and as many as 102 students tested positive for COVID-19 (Baskara, 2020).

Therefore, to study, prepare, and implement interventions against the outbreak, epidemiologists need extensive contact data analysis tools. Cluster transmission investigations are also needed to determine contact patterns and analysis of disease outbreaks involving various tasks, from data collection to exploratory analysis (Nagraj et al., 2019). COVID-19 cluster investigation method and guidance has determined by WHO. WHO reveals that cluster investigation aims to rapidly identify, test of suspected people, and isolate properly people who probable and confirmed cases. Thus, cluster investigation is needed by epidemiologist to finding cases.

Furthermore, epidemiological modelling used for event prediction (Funk et al., 2018) or the impact of certain interventions. Currently, outbreak analysis is needed as informatively as possible, using much available data, including the timing of symptoms, the characterization of the distribution of major delays (e.g. incubation period, serial intervals) and data on contact between patients (Nouvellet et al., 2018). The latter type of data is essential for outbreak analysis, not only because contact between patients is useful for uncovering epidemic triggers (Nouvellet et al., 2015) but also to identify new cases earlier can reduce ongoing transmission through contact tracing. Because students living in Boarding Schools are very vulnerable, not only to the transmission of the

virus among students but also, in the end, transmission to their families after travelling (Cesilia, Sudarmaji, Setiabudi, & Nataprawira, 2021). Student living in boarding schools are the closed population because they will stay there with same group there. Thus, infecting each other is the commonly phenomenon in boarding schools.

Students who come into contact with cases in Islamic boarding schools, including close contacts who are not protected, are at risk of being infected with Covid-19. When a COVID-19 patient is diagnosed, then his close contacts are traced, and his close contacts may be local from inside the boarding school or non-local from outside the boarding school. (Luo et al., 2020). This study aims to identify the use of epicontact, row lists, and contact data, as well as the basic functions for handling, visualizing, and analyzing epidemiological contact data on ongoing events.

METHODS

Study design

A descriptive research design with a descriptive epidemiological approach was conducted on November 27, 2020.

Participants

The population of all students and Teacher of Al-Mutawally is 164 students and teacher, a sample of 157 students who are positive for Covid-19. Kriteria inklusi santri dan pengasuh pondok pesantren yang memiliki gejala covid saat di pesantren, The inclusion criteria were: Students and Caretakers of Islamic boarding schools who have Covid-19 symptoms while at Islamic boarding schools. The exclusion criterion were: Invited guests visiting Islamic Boarding Schools.

Data collection

Data collection was carried out by interviewing through epidemiological investigations and contact tracing. The research instrument used is the Covid-19 outbreak investigation form.

Variables

The variables studied included age, gender, symptoms, duration of contact, number of contacts, number of contact groups and place of contact.

Data Analysis

The data analysis carried out is univariate analysis with the online application Data tab and visualization of the case network (Epi-contact) with the Flourish Studio online application. An analysis of bivariate data with Pearson correlation test using SPSS. The statistical tests were two-sided. P-value < 0.05 were considered to be statistically significant.

Ethical Consideration

The ethics of this research was approved by the ethical commission of the Institute of Health Science Kuningan No.73/EP/STIKKU/2020.

RESULT

Table 1. Respondents' characteristics (n=164)

The results of the univariate analysis showed the epicontact of cases in the group of male and female students as shown in figure 1 and figure 2 below. Figure 1 shows the Covid-19 cluster pattern of male students. Interaction between respondents occurs in groups. The respondents contact at least 2 people, the most contact is about 42 people, and the average contact is 10 people; then, the spread occurs massively



COVID-19 Cluster at Male Islamic Boarding School
Sub-District Cilimus, District of Kuningan

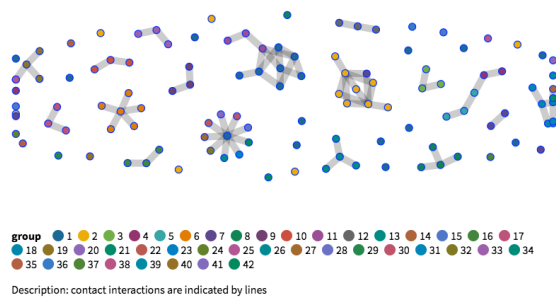


Figure 1. Covid-19 cluster contact pattern of male students

It can be seen from the picture above, that the interaction of patient contact is in groups. At least patient contact with 2 people. The most contact with patients is about 42 people. The average patient contact is 10 people, then, the spread occurs massively. Figure 2 shows the Covid-19 cluster pattern of female students. Respondent contact occurs in a circular pattern with interactions between circles of more than one. This means that the respondent could spread the virus from one group to another more quickly.

COVID-19 Cluster at Female Islamic Boarding School
Sub District Cilimus, District of Kuningan




Figure 2. Covid-19 cluster contact pattern of female students

In the picture above, it can be seen that patient contact occurs in a circular pattern with interactions between circles of more than one. This means that patients can spread the virus from one group to another more quickly.

Figure 3. Boxplot distribution of the number of contacts by age in male and female students

The boxplot distribution of the number of contacts by age in male and female students is shown in Figure 3. The average contact is 15 years old, with the lowest being 13 years and the highest being 43 years. The most interactions (contacts) occurred 18 times at the age of 40 years, with an average of 3 contacts per day at the age of 15-20 years. The age of over 25 years shows that this is not a student but a teacher.

Epicontact Model Cluster Covid-19
Cluster Islamic Boarding School




Figure 4. Epicontact Covid-19 cluster model

Figure 4 shows the epicontact COVID-19 cluster model. The contact model that occurs in Islamic boarding schools with more than 8 hours of contact will be transmitted from case A to case B. The first case or case index (A) shows that five people (B, C, D, E, and F) are in contact as secondary cases before an active case occurs. After contact with the first case (A), two of them are in contact with each other, increasing the risk of spreading to the other, so that there is case seven (G) as a tertiary case.

Table. 1 Pearson correlation test

Variable	p-value
Number of contacts obtained	0.037

The results of the Pearson correlation test showed that the relationship of age with the number of contacts obtained a value of $p = 0.037$. This means, there is a relationship between age and the number of contacts in the Covid-19 cluster at the Al-Mutawally Islamic boarding school, Kuningan Regency.

DISCUSSION

In this descriptive research design, we identify the use of epicontact, row lists, and contact data, as well as the basic functions for handling, visualizing, and analyzing epidemiological contact data on ongoing events. Our study found that the average age of the respondents is 15 years old. Furthermore, 33.3% of respondents was male. Among male students, the average contact is 10 people, whereas among female students, the contact occurs in a circular pattern with interactions between circles of more than one. The contact model that occurs was more than 8 hours of contact will be transmitted from case A to case B. Moreover, our study suggested that there was a association between age and the number of contacts in the Covid-19 cluster at the Al-Mutawally Islamic boarding school, Kuningan Regency. To the best of our knowledge, the

present study is the first study to have proven an epidemiological contact (Epicontact) Investigation of Covid-19 in the Islamic Boarding School in Indonesian.

There is still a low public understanding of COVID-19, starting from the prevention and implementation of social distancing so that behaviour does not comply with health protocols that have an impact on the widespread transmission of COVID-19 and an increase in the number of positive patients and patients who die (Tian et al., 2020). When viewed from gender, this study shows that women are twice as many as men with a percentage: of 33.3% men, 60.03% women.

Our study found that women are twice as many as men. This is in line with previous study (Ruapertiwi (2021) that the sex of Covid-19 sufferers is the most female The previous studies also found that close contact investigations in Shinzen China showed that women were 72% more than men 28% of the results of Contact Based Surveillance (Bi et al., 2020). This is because women have more social interactions. The population in the Islamic boarding school cluster is school-age children, so the average patient age is 15.05 years old. The age of close contact is linearly associated with an increased risk of infection after contact with Covid-19 cases with an incidence rate in the adolescent group of 0-17 years of 1.8% (Luo et al., 2020). Then the characteristics of Covid-19 sufferers are on average aged in the productive age range (10-40 years). In the productive age range (10-40 years) have a high lifestyle, mobility and social interaction, so they are very vulnerable to being infected with Covid-19 (Supandi et al., 2021).

Previous studies have shown that children are more likely to have milder SARS-CoV-2 infections compared to adults. About 20% of the 171 confirmed cases of PCR, showed asymptomatic in children and adolescents (Cesilia et al., 2021). Plus the risk of transmission in Islamic boarding schools with activities in classrooms, buildings or certain locations that are closed will cause influence on air quality which triggers the spread of the coronavirus so quickly

Previous studies have shown that children are more likely to have milder SARS-CoV-2 infections compared to adults. About 20% of the 171 confirmed cases of PCR, showed asymptomatic in children and adolescents (Cesilia et al., 2021). Plus the risk of transmission in Islamic boarding schools with activities in classrooms, buildings or certain locations that are closed will cause influence on air quality which triggers the spread of the coronavirus so quickly (Ghiffari, 2020).

From the description above, it can be concluded that this study shows that women are more infected with COVID-19 due to environmental factors that are more at risk of spreading the virus.

The results showed that students had average contact with 3 other students before the PCR test was carried out, this is because adolescent students tend to have close friends who carry out their daily activities simultaneously because they help each other. So that the number of contacts is very risky for the transmission of Covid-19 because it is at risk of transmission between students. In addition, it risks transmitting to their families after traveling (Cesilia et al., 2021). Transmission is very fast in covid-19 in a short time, because of the transmission through droplets when interacting between students. Transmission of Covid-19 occurs through droplets, namely the infection can occur if a person is in a relatively short distance of less than 1 meter (Susilo et al., 2020). With someone who has symptoms of respiratory diseases (e.g. coughing and sneezing), droplet splashes are particularly at risk of transmitting to others if exposed to the oral and nasal mucosa or the potentially infective conjunctival mucosa of the eye (Nugroho et al., 2020). In addition, it spreads very quickly from other viruses, also not accompanied by knowledge about the virus (Rifaldi & Laiding, 2021).

This is in line with the research of Nugroho et al. (2020), which suggests that airborne transmission in the same environment, contributes to the risk of spreading the COVID-19 outbreak. Then the risk of fomitus

transmission plays a greater role than transmission through droplets as a mechanism in emerging infectious diseases (Yen, 2020). The risk of transmission in addition to the number of contacts is the duration of contact between students during simultaneous activities. The results of a previous study showed that the reported contact duration within 6 feet of a person with Covid-19 assisted by data from a personal tracing device, showed 14 contacts based on student patients (Volpp, Kraut, Ghosh, & Neatherlin, 2021). So, from the description above, it is concluded that the risk of spread occurs in a dense environment, especially in rooms where the air does not circulate properly and is coupled with the risk of the number of students interacting in the room.

1. Risk of Contact Clusters in Covid Transmission

Students at The Islamic Boarding School carry out daily activities by staying in one room containing 5-10 people according to the area of the room, this is a risk factor for contact and a high risk of transmission of Covid-19 because there is a transmission from person to person and frequent contact (Luo et al., 2020). The beginning of the spread of cases focused on one environment and gradually spread to another. The focus of one such environment is called a cluster, which makes it a risk of spreading the disease (Vermonte, 2020).

This is possible because of the interests of the teacher or group leader who has to interact with other groups for the benefit of coordination and teaching. According to research conducted by Mahrانيا et al. (2020) the risk factors for the occurrence of new clusters are the presentation of initial cases, contact history, clinical manifestations, supporting examinations of the lungs and treatment management. Then, transmission, in this case, is characterized by gastrointestinal symptoms (diarrhoea and nausea), feverish patterns, namely higher temperatures at night to early morning (W. Wang et al., 2020). The results of a contact investigation study in Shinzen China, showed that the Attack Rate of

contact in the room (room / house) showed 11.2% with AN OR of 15, which means that household members who are in the same room or house are at risk of 15 times to contract it compared to those who are not in the same room or household. In addition, students will carry out meals together during mealtimes, this has the potential to have contact interactions when talking face to face who are at risk of transmission if someone is infected with Covid-19. The results of a study in Shinzen China, showed an Attack rate when eating 8.2% and 23, meaning that those who contacted while eating together were at risk of contracting it 23 times compared to those who did not eat together. Eating together risks interaction and contact with the case for more than 15 minutes. A person who interacts with this case is called a contact case.

2. The relationship of age to the number of contacts

The results showed a relationship between age and the number of contacts ($p = 0.037$). This is because students are mostly teenagers. After all, the behavioral characteristic of adolescents is to have a peer playgroup. In the playgroup, teenagers will carry out various daily activities so that it is at risk of increasing the number of contacts. The number of contacts will increase because the activities that are still carried out simultaneously are studying in class and residence in one room, an average of 10 people per room. This is also due to the productive age, especially school age, having activities with high socialization and supported by a closed environment. So that if there is a case in that place, it will spread quickly and massively (Sirajuddin, 2020).

This is in line with research (Seftiya & Kosala, 2020) This is in line with research (Seftiya & Kosala, 2020) which suggests that the results of the study show a meaningful relationship between the number of contacts and age, with a p -value = 0.015 ($p < 0.05$). Also in line with observational analytical research and bivariate tests conducted by Satria et al. (2020), which stated there was a relationship

between the number of contacts to age, with a p -value = 0.041. In addition, comorbid diseases, namely hypertension and diabetes mellitus, male sex, and active smokers are risk factors for SARS-CoV-2 infection (Susilo et al., 2022).

From the description above, it can be concluded that there is a relationship between age and the number of contacts because it is caused by various factors. The dominant factors are environmental and social. COVID-19 is still a disease to watch out for because of its relatively fast transmission, high mortality rate, and absence of definitive therapy. There are still many shortcomings in this study so further studies are needed.

CONCLUSION

The conclusion of contact patterns is mostly in women with the number of contacts between 3-4 people and age is related to the number of contacts. The advice needs to limit contact when there is a need to prevent transmission

REFERENCE

- Baskara, B. (2020, Oktober 27). 102 Santri Ponpes Al-Mutawally Kuningan Positif COVID-19. *Detik.com*. <https://news.detik.com/berita-jawa-barat/d-5272096/102-santri-ponpes-al-mutawally-kuningan-positif-covid-19>
- Cen, Y., Chen, X., Shen, Y., Zhang, X. H., Lei, Y., Xu, C., Jiang, W. R., Xu, H. T., Chen, Y., Zhu, J., Zhang, L. L., & Liu, Y. H. (2020). Risk factors for disease progression in patients with mild to moderate coronavirus disease 2019—a multi-centre observational study. *Clinical Microbiology and Infection*, 26(9), 1242–1247. <https://doi.org/doi.org/10.1016/j.cmi.2020.05.041>

- Chan, J. F.-W., Yuan, S., Kok, K.-H., To, K. K.-W., Chu, H., Yang, J., Xing, F., Liu, J., Yip, C. C.-Y., & Poon, R. W.-S. (2020). A familial cluster of pneumonia associated with the 2019 novel coronavirus indicating person-to-person transmission: a study of a family cluster. *The lancet*, 395(10223), 514–523.
- Funk, S., Camacho, A., Kucharski, A. J., Eggo, R. M., & Edmunds, W. J. (2018). Real-Time Forecasting Of Infectious Disease Dynamics With A Stochastic Semi-Mechanistic Model. *Epidemics*, 3(2), 56–61.
<https://doi.org/10.1016/j.epidem.2016.11.003>.
- Ghiffari, R. A. (2020). *Dampak Populasi dan Mobilitas Perkotaan terhadap Penyebaran Pandemi Covid-19 di Jakarta*. UniMed.
https://www.google.com/url?sa=t&source=web&rct=j&url=https://jurnal.unimed.ac.id/2012/index.php/tgeo/article/download/18622/13931&ved=2ahUKEwiz1PXq7u7wAhURjeYKHQ_vBhgQFjAGegQIBRAC&usg=AOvVaw1IxJEVXMpYvbKIuBa4iJ49
- Indra, A., Diva, Y., Sindy, M., Pratiwi, A., Violin, M., Yani, W., Danang, G. R., Ganesha, G. M., Maria, A., Evelyn, A., Gede, I. P., Wibhawa, D., Agung, I. G., & Suryawati, A. (2020). Gambaran Karakteristik Pengetahuan, Sikap dan Perilaku Risiko Covid-19 Dalam Kerangka Desa Adat di Desa Gulingan, Mengwi, Bali. *Jurnal Kesehatan Andalas*, 9(3), 313–319.
- KompasTV Bandung. (2020). Rekor! 405 Santri Ponpes Husnul Khotimah Kuningan Covid-19. *Kompas TV*, 2.
<https://www.kompas.tv/article/114059/rekor-405-santri-ponpes-husnul-khotimah-kuningan-covid-19?page=all>
- Mahrانيا, Faisal, H. K. P., Khairan, P., Mutmainah, I., Rahmawati, F. N., Marwadhani, S. S., Adinda, G. N., Sari, U. N., & Prawirohardjo, P. (2020). Kasus COVID-19 Ringan Pada Tenaga Medis : Evaluasi Temuan Klinis dan Risiko Transmisi. *Journal Indonesia Medical Association*, 70(4).
<https://doi.org/10.47830/jinma-vol.70.4-2020-223>
- Nagraj, V., Randhawa, N., Campbell, F., Crellen, T., Sudre, B., & Jombart, T. (2019). Epicontacts : Handling, Visualisation and Analysis of epidemiological contacts. *F1000Research*, May, 1–12.
- Nouvellet, P., Cori, A., Garske, T., Blake, I. M., Dorigatti, I., Hinsley, W., Jombart, T., Mills, H. L., Nedjati-Gilani, G., Van, M. D. K., Fraser, C., Donnelly, C. A., Ferguson, N. M., & Riley, S. (2018). A Simple Approach To Measure Transmissibility and Forecast Incidence. *Epidemics*, 22(2), 29–35.
<https://doi.org/10.1016/j.epidem.2017.02.012>
- Nouvellet, P., Garske, T., Mills, H. L., Nedjati-Gilani, G., Hinsley, W., Blake, I. M., Kerkhove, M. D. Van, Cori, A., Dorigatti, I., Jombart, T., Riley, S., Fraser, C., Donnelly, C. A., & Ferguson, N. M. (2015). The Role of Rapid Diagnostics in Managing Ebola Epidemics. *Nature*, 52(8), 109–116.
<https://doi.org/10.1038/nature16041>
- Nugroho, W. D., C. W. I., Alanish, S. T., Istiqomah, N., & Cahyasari, I. (2020). Literature Review : Transmisi Covid-19 dari Manusia ke Manusia Di Asia. *jurnal of Bionursing*, 2(2), 101–112.
- Pascarella, G., Strumia, A., Piliago, C., Bruno, F., Buono, R. Del, Agr, F. E., & Scarlata, S. (2020). *COVID-19 diagnosis and management: a comprehensive review. March*.
<https://doi.org/10.1111/joim.13091>
- PIKOBAR. (2022). *Sebaran Data COVID-19 Jawa Barat*. Pusat Informasi dan Koordinasi COVID-19 Jawa Barat.
<https://dashboard.jabarprov.go.id/id/dashboard-pikobar/trace/statistik>
- Ravindra, K., Malik, V. S., Padhi, B. K., Goel,

- S., & Gupta, M. (2022). Asymptomatic infection and transmission of COVID-19 among clusters: systematic review and meta-analysis. *Public Health*, 203, 100–109.
<https://doi.org/10.1016/j.puhe.2021.12.003>
- Rifaldi, F., & Laiding, S. R. (2021). *Karakteristik Penderita Covid-19 Di Rsup Dr. Wahidin Sudirohusodo Makassar Periode April – Juni 2020*. UNIVERSITAS HASANUDDIN.
- Ruapertiwi, A. M. (2021). *Epidemiologi Pasien Coronavirus Disease di Rumah Sakit Tingkat II Putri Hijau Kesdaam I/Bukit Barisan Medan Sumatera Utara*. Universitas Islam Negeri Sumatera Utara.
- Satgas Penanganan COVID-19. (2022). *Data Sebaran COVID-19*. Satuan Tugas Penanganan COVID-19.
<https://covid19.go.id/>.
- Satria, R. M. A., Tutupoho, R. V., & Chalidyanto, D. (2020). Analisis Faktor Risiko Kematian dengan Penyakit Komorbid Covid-19. *Jurnal Keperawatan Silampari*, 4(1), 48–55.
- Seftiya, A., & Kosala, K. (2020). Epidemiologi Karakteristik Pasien Covid-19 di Kalimantan Utara. *Jurnal Sains dan Kesehatan*, 3(5), 645–653.
- Sirajuddin, N. (2020). *Pengaruh Kontak Erat terhadap Kasus Konfirmasi Covid-19 di Kota Makassar Tahun 2020*. 100–110.
- Supandi, T. P., Kandou, G. D., & Langi, F. L. F. G. (2021). Karakteristik Penderita Coronavirus Disease 2019 Di Kota Kotamobagu. *Jurnal KESMAS*, 10(8), 41–49.
- Susilo, A., Olivia, C., Jasirwan, M., Wafa, S., Maria, S., Rajabto, W., Fachriza, I., Putri, M. Z., Gabriella, S., Penanganan, T., New, I., Pinere, R. D., & Cipto, R. (2022). *Review of Current Literatures Mutasi dan Varian Coronavirus Disease 2019 (COVID-19): Tinjauan Literatur Terkini*. 9(1), 59–81.
- Susilo, A., Rumende, C. M., Pitoyo, C. W., Santoso, W. D., Yulianti, M., Sinto, R., Singh, G., Nainggolan, L., Nelwan, E. J., Khie, L., Widhani, A., Wijaya, E., Wicaksana, B., Maksum, M., Annisa, F., Jasirwan, O. M., Yuniastuti, E., Penanganan, T., New, I., ... Cipto, R. (2020). Coronavirus Disease 2019: Tinjauan Literatur Terkini. *Jurnal Penyakit Dalam Indonesia*, 7(1), 45–67.
- Tian, S., Hu, N., Lou, J., Chen, K., Kang, X., Xiang, Z., Chen, H., Wang, D., Liu, N., Liu, D., Chen, G., Zhang, Y., Li, D., Li, J., Lian, H., Niu, S., Zhang, L., & Zhang, J. (2020). Characteristics of COVID-19 infection in Beijing. *Journal of Infection*, 80(4), 401–406.
<https://doi.org/10.1016/j.jinf.2020.02.018>
- Vermonte, P. (2020). *Karakteristik dan Persebaran COVID-19 di Indonesia: Temuan Awal*. April, 1–12.
- Wang, D., Yin, Y., Hu, C., Liu, X., Zhang, X., Zhou, S., Jian, M., Xu, H., Prowle, J., & Hu, B. (2020). Clinical course and outcome of 107 patients infected with the novel coronavirus, SARS-CoV-2, discharged from two hospitals in Wuhan, China. *Critical care*, 24(1), 1–9.
- Wang, W., Tang, J., & Wei, F. (2020). Updated understanding of the outbreak of 2019 novel coronavirus (2019-nCoV) in Wuhan, China. *Journal Medical Virologi*, 92(4), 441–447.
<https://doi.org/10.1002/jmv.25689>.
- WHO. (2022). *Coronavirus disease (COVID-19): Data Update*. World Health Organization.
<https://www.who.int/indonesia/news/new-el-coronavirus>
- Yen, M. Y. (2020). Interrupting covid-19 transmission by implementing enhanced traffic control bundling: implications for global prevention and control efforts'. *Journal Of Microbiology, Immunology, and Infection*, 65(2).
- Zeng, F., Dai, C., Cai, P., Wang, J., Xu, L., Li, J., Hu, G., Wang, Z., Zheng, F., & Wang,

L. (2020). A comparison study of SARS-CoV-2 IgG antibody between male and female COVID-19 patients: a possible reason underlying different outcome between sex. *Journal of medical virology*, 92(10), 2050–2054.

Lampiran 2

Epidemiological Contact (Epicontact) Investigation of Covid-19 at Islamic Boarding Schools in Kuningan Regency, Indonesia

Cecep Heriana^{1,2}, Faridah Binti Moh. Said¹, Farzana Yasmin¹, Dieta Nurrika³, Purwo Setyo Nugroho^{4,5}

Lincoln University College Malaysia¹

Institute of Health Science Kuningan²

Department of Public Health, School of Health Science Banten, Indonesia³

Faculty of Public Health Universitas Muhammadiyah Kalimantan Timur, Indonesia⁵

Institute for Population and Social Research, Mahidol University, Thailand⁶

Correspondence address: Jalan Lingkar Kadugede No 2 Kuningan, Indonesia

Email: cecepheriana.phd@gmail.com

ABSTRACT

Introduction: Covid-19 has spread throughout the world, including in education clusters that implement boarding schools. Contact investigations on the cluster are necessary to control the spread of the virus. **Aims:** to describe the epidemiological contact pattern of investigation results in the Islamic Boarding school cluster in Kuningan Regency. **Methods:** The design of this study is descriptive with a descriptive epidemiological approach. The population of all students of Pondok Pesantren X, as many as 164 students, a sample of 157 students who are positive for Covid-19, and research instruments for the Covid-19 outbreak investigation form, The variables studied included age, gender, symptoms, duration of contact, number of contacts, number of contact groups and place of contact. **Result:** Univariate data analysis with epicontact analysis. Results: sex: 33.3% male, 60.03% female, average age 15.05 years, the average number of contacts 3.25 people, the average number of male contacts 2.62 and female 3.39, number of male contact groups 41, number of female contact groups 91. Age of value $p=0.037$. **Conclusions:** Contact pattern conclusions Mostly in the female with the number of contacts between 3-4 people and age is related to the number of contacts. Limiting contact when there is suspicion is necessary to prevent transmission.

Keyword: Epidemiology Close Contact, Contact Investigation, Covid-19

INTRODUCTION

SARS-CoV-2, the virus that causes coronavirus disease 2019 (COVID-19) is a pneumonia disease that became a pandemic in 2020. The disease was first discovered in

Wuhan, Hubei Province, China in December 2019. The virus infects human lungs in large numbers and has a far-reaching negative impact on life, especially on human physical and mental health. From the first discovery of COVID-19 patients in December 2019 to November 27, 2020, SARS-CoV-2 has infected

61,277,488 people, with daily additions reaching +10,000 people and causing 1,436,796 deaths worldwide (WHO, 2022). Not only effect on health aspect, COVID-19 is also impact in socio economic aspect on population. Many people lost their job that can direct impact on household income. Deceasing of household income can impact on increasing the amount of poverty. Globally, poverty worldwide increased from 7.8 percent (before pandemic) to 9.1 percent (during pandemic). On social challenge aspect, there occurred the social inequalities between stratum in society, such as low-skilled and high-skilled people, part-time and full-time worker, temporary and self-employed workers. Thus, COVID-19 leads the global burden around the world.

In Indonesia, in the same period, 522,581 confirmed cases with daily additions reaching +5000 people and causing 16,521 deaths (Covid-19 Handling Task Force, 2022). The highest number is in DKI Jakarta Province contributing 20.8% of daily cases, followed by West Java province with 15.3% of cases (PIKOBAR, 2022). Cases in Kuningan Regency are among the highest cases, with this being the most with a prevalence rate of 14/1000 of the population. This is due to the existence of public places that have the potential to hold long crowds, such as Islamic boarding schools, schools, offices and so on. Rapid transmission in clusters is due to asymptomatic cases with an asymptomatic prevalence in various adult clusters of 29.48% and in children at 24.09% (Ravindra et al., 2022).

Social restrictions are carried out to prevent transmission, one of which is schools and Islamic boarding schools, however, there are still several Islamic boarding schools that do not close the activities of Islamic boarding schools and there are still crowds in the Islamic boarding school environment, as a result, there is a spread of cases in the neighbourhood. One of them was at the Husnul Khotimah Islamic boarding school which occurred in October 2020 with the number of confirmed people reaching 467 people from 1083 people in the PCR test (KompasTV Bandung, 2020). Then, the Islamic boarding school cluster reappeared at the Al-Mutawally Islamic boarding school,

Bojong Village, Cilimus District, and as many as 102 students tested positive for COVID-19 (Baskara, 2020).

Therefore, to study, prepare, and implement interventions against the outbreak, epidemiologists need extensive contact data analysis tools. Cluster transmission investigations are also needed to determine contact patterns and analysis of disease outbreaks involving various tasks, from data collection to exploratory analysis (Nagraj et al., 2019). COVID-19 cluster investigation method and guidance has determined by WHO. WHO reveals that cluster investigation aims to rapidly identify, test of suspected people, and isolate properly people who probable and confirmed cases. Thus, cluster investigation is needed by epidemiologist to finding cases.

Furthermore, epidemiological modelling used for event prediction (Funk et al., 2018) or the impact of certain interventions. Currently, outbreak analysis is needed as informatively as possible, using much available data, including the timing of symptoms, the characterization of the distribution of major delays (e.g. incubation period, serial intervals) and data on contact between patients (Nouvellet et al., 2018). The latter type of data is essential for outbreak analysis, not only because contact between patients is useful for uncovering epidemic triggers (Nouvellet et al., 2015) but also to identify new cases earlier can reduce ongoing transmission through contact tracing. Because students living in Boarding Schools are very vulnerable, not only to the transmission of the virus among students but also, in the end, transmission to their families after travelling (Cesilia, Sudarmaji, Setiabudi, & Nataprawira, 2021). Student living in boarding schools are the closed population because they will stay there with same group there. Thus, infecting each other is the commonly phenomenon in boarding schools.

Students who come into contact with cases in Islamic boarding schools, including close contacts who are not protected, are at risk of being infected with Covid-19. When a COVID-19 patient is diagnosed, then his close contacts are traced, and his close contacts may

be local from inside the boarding school or non-local from outside the boarding school.(Luo et al., 2020). This study aims to identify the use of epicontact, row lists, and contact data, as well as the basic functions for handling, visualizing, and analyzing epidemiological contact data on ongoing events.

METHODS

Study design

A descriptive research design with a descriptive epidemiological approach was conducted on November 27, 2020.

Participants

The population of all students and Teacher of Al-Mutawally is 164 students and teacher, a sample of 157 students who are positive for Covid-19. The inclusion criteria were: Students and Caretakers of Islamic boarding schools who have Covid-19 symptoms while at Islamic boarding schools. The exclusion criterion were: Invited guests visiting Islamic Boarding Schools.

Data collection

Data collection was carried out by interviewing through epidemiological investigations and contact tracing. The research instrument used is the Covid-19 outbreak investigation form.

Variables

The variables studied included age, gender, symptoms, duration of contact, number of contacts, number of contact groups and place of contact.

Data Analysis

The data analysis carried out is univariate analysis with the online application Data tab

and visualization of the case network (Epi-contact) with the Flourish Studio online application. An analysis of bivariate data with Pearson correlation test using SPSS. The statistical tests were two-sided. P-value < 0.05 were considered to be statistically significant.

Ethical Consideration

The ethics of this research was approved by the ethical commission of the Institute of Health Science Kuningan No.73/EP/STIKKU/2020.

RESULT

Table 1. Respondents' characteristics (n=164)

The results of the univariate analysis showed the epicontact of cases in the group of male and female students as shown in figure 1 and figure 2 below. Figure 1 shows the Covid-19 cluster pattern of male students. Interaction between respondents occurs in groups. The respondents contact at least 2 people, the most contact is about 42 people, and the average contact is 10 people; then, the spread occurs massively

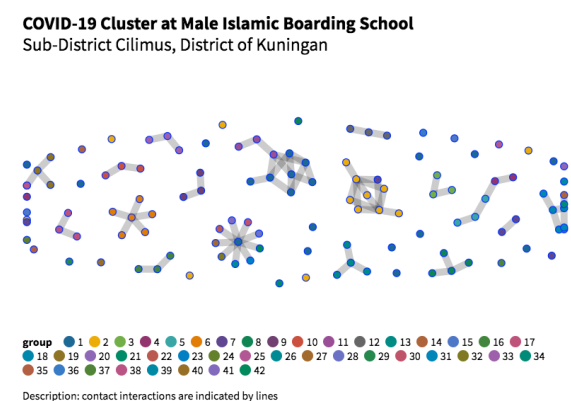


Figure 1. Covid-19 cluster contact pattern of male students

It can be seen from the picture above, that the interaction of patient contact is in groups. At least patient contact with 2 people. The most

contact with patients is about 42 people. The average patient contact is 10 people, then, the spread occurs massively. Figure 2 shows the Covid-19 cluster pattern of female students. Respondent contact occurs in a circular pattern with interactions between circles of more than one. This means that the respondent could spread the virus from one group to another more quickly.

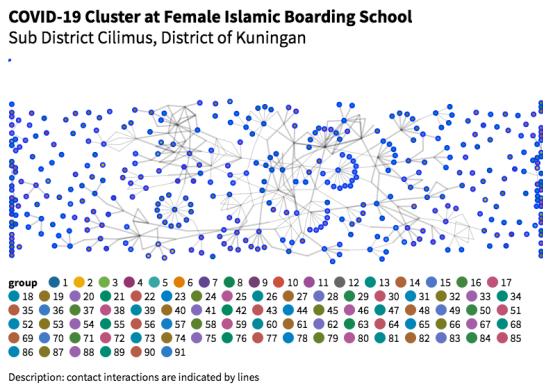


Figure 2. Covid-19 cluster contact pattern of female students

In the picture above, it can be seen that patient contact occurs in a circular pattern with interactions between circles of more than one. This means that patients can spread the virus from one group to another more quickly.



Figure 3. Boxplot distribution of the number of contacts by age in male and female students

The boxplot distribution of the number of contacts by age in male and female students is shown in Figure 3. The average contact is 15 years old, with the lowest being 13 years and the highest being 43 years. The most interactions (contacts) occurred 18 times at the age of 40 years, with an average of 3 contacts per day at the age of 15-20 years. The age of over 25 years shows that this is not a student but a teacher.

Epicontact Model Cluster Covid-19
Cluster Islamic Boarding School

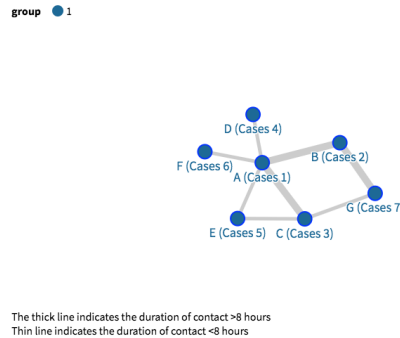


Figure 4. Epicontact Covid-19 cluster model

Figure 4 shows the epicontact COVID-19 cluster model. The contact model that occurs in Islamic boarding schools with more than 8 hours of contact will be transmitted from case A to case B. The first case or case index (A) shows that five people (B, C, D, E, and F) are in contact as secondary cases before an active case occurs. After contact with the first case (A), two of them are in contact with each other, increasing the risk of spreading to the other, so that there is case seven (G) as a tertiary case.

Table. 1 Pearson correlation test

Variable	p-value
Number of contacts obtained	0.037

The results of the Pearson correlation test showed that the relationship of age with the number of contacts obtained a value of $p = 0.037$. This means, there is a relationship between age and the number of contacts in the Covid-19 cluster at the Al-Mutawally Islamic boarding school, Kuningan Regency.

DISCUSSION

In this descriptive research design, we identify the use of epicontact, row lists, and contact data, as well as the basic functions for handling, visualizing, and analyzing epidemiological contact data on ongoing events. Our study found that the average age of the respondents is 15 years old. Furthermore, 33.3% of respondents was male. Among male students, the average contact is 10 people, whereas among female students, the contact occurs in a circular pattern with interactions between circles of more than one. The contact model that occurs was more than 8 hours of contact will be transmitted from case A to case B. Moreover, our study suggested that there was a association between age and the number of contacts in the Covid-19 cluster at the Al-Mutawally Islamic boarding school, Kuningan Regency. To the best of our knowledge, the present study is the first study to have proven an epidemiological contact (Epicontact) Investigation of Covid-19 in the Islamic Boarding School in Indonesian.

There is still a low public understanding of COVID-19, starting from the prevention and implementation of social distancing so that behaviour does not comply with health protocols that have an impact on the widespread transmission of COVID-19 and an increase in the number of positive patients and patients who die (Tian et al., 2020). When viewed from gender, this study shows that women are twice as many as men with a percentage: of 33.3% men, 60.03% women.

Our study found that women are twice as many as men. This is in line with previous study (Ruapertiwi (2021) that the sex of Covid-19 sufferers is the most female The previous studies also found that close contact investigations in Shinzen China showed that women were 72% more than men 28% of the results of Contact Based Surveillance (Bi et al., 2020). This is because women have more social interactions. The population in the Islamic boarding school cluster is school-age children,

so the average patient age is 15.05 years old. The age of close contact is linearly associated with an increased risk of infection after contact with Covid-19 cases with an incidence rate in the adolescent group of 0-17 years of 1.8% (Luo et al., 2020). Then the characteristics of Covid-19 sufferers are on average aged in the productive age range (10-40 years). In the productive age range (10-40 years) have a high lifestyle, mobility and social interaction, so they are very vulnerable to being infected with Covid-19 (Supandi et al., 2021).

Previous studies have shown that children are more likely to have milder SARS-CoV-2 infections compared to adults. About 20% of the 171 confirmed cases of PCR, showed asymptomatic in children and adolescents (Cesilia et al., 2021). Plus the risk of transmission in Islamic boarding schools with activities in classrooms, buildings or certain locations that are closed will cause influence on air quality which triggers the spread of the coronavirus so quickly

Previous studies have shown that children are more likely to have milder SARS-CoV-2 infections compared to adults. About 20% of the 171 confirmed cases of PCR, showed asymptomatic in children and adolescents (Cesilia et al., 2021). Plus the risk of transmission in Islamic boarding schools with activities in classrooms, buildings or certain locations that are closed will cause influence on air quality which triggers the spread of the coronavirus so quickly (Ghiffari, 2020).

From the description above, it can be concluded that this study shows that women are more infected with COVID-19 due to environmental factors that are more at risk of spreading the virus.

The results showed that students had average contact with 3 other students before the PCR test was carried out, this is because adolescent students tend to have close friends who carry out their daily activities simultaneously because they help each other. So that the number of contacts is very risky for the transmission of Covid-19 because it is at risk of transmission between students. In addition, it

risks transmitting to their families after traveling (Cesilia et al., 2021). Transmission is very fast in covid-19 in a short time, because of the transmission through droplets when interacting between students. Transmission of Covid-19 occurs through droplets, namely the infection can occur if a person is in a relatively short distance of less than 1 meter (Susilo et al., 2020). With someone who has symptoms of respiratory diseases (e.g. coughing and sneezing), droplet splashes are particularly at risk of transmitting to others if exposed to the oral and nasal mucosa or the potentially infective conjunctival mucosa of the eye (Nugroho et al., 2020). In addition, it spreads very quickly from other viruses, also not accompanied by knowledge about the virus (Rifaldi & Laiding, 2021).

This is in line with the research of Nugroho et al. (2020), which suggests that airborne transmission in the same environment, contributes to the risk of spreading the COVID-19 outbreak. Then the risk of fomite transmission plays a greater role than transmission through droplets as a mechanism in emerging infectious diseases (Yen, 2020). The risk of transmission in addition to the number of contacts is the duration of contact between students during simultaneous activities. The results of a previous study showed that the reported contact duration within 6 feet of a person with Covid-19 assisted by data from a personal tracing device, showed 14 contacts based on student patients (Volpp, Kraut, Ghosh, & Neatherlin, 2021). So, from the description above, it is concluded that the risk of spread occurs in a dense environment, especially in rooms where the air does not circulate properly and is coupled with the risk of the number of students interacting in the room.

Risk of Contact Clusters in Covid Transmission

Students at The Islamic Boarding School carry out daily activities by staying in one room containing 5-10 people according to the area of the room, this is a risk factor for contact and a high risk of transmission of Covid-19 because there is a transmission from person to person

and frequent contact (Luo et al., 2020). The beginning of the spread of cases focused on one environment and gradually spread to another. The focus of one such environment is called a cluster, which makes it a risk of spreading the disease (Vermonte, 2020).

This is possible because of the interests of the teacher or group leader who has to interact with other groups for the benefit of coordination and teaching. According to research conducted by Mahrania et al. (2020) the risk factors for the occurrence of new clusters are the presentation of initial cases, contact history, clinical manifestations, supporting examinations of the lungs and treatment management. Then, transmission, in this case, is characterized by gastrointestinal symptoms (diarrhoea and nausea), feverish patterns, namely higher temperatures at night to early morning (W. Wang et al., 2020). The results of a contact investigation study in Shinzen China, showed that the Attack Rate of contact in the room (room / house) showed 11.2% with AN OR of 15, which means that household members who are in the same room or house are at risk of 15 times to contract it compared to those who are not in the same room or household. In addition, students will carry out meals together during mealtimes, this has the potential to have contact interactions when talking face to face who are at risk of transmission if someone is infected with Covid-19. The results of a study in Shinzen China, showed an Attack rate when eating 8.2% and 23, meaning that those who contacted while eating together were at risk of contracting it 23 times compared to those who did not eat together. Eating together risks interaction and contact with the case for more than 15 minutes. A person who interacts with this case is called a contact case.

The relationship of age to the number of contacts

The results showed a relationship between age and the number of contacts ($p = 0.037$). This is because students are mostly teenagers. After all, the behavioral characteristic of adolescents is to have a peer playgroup. In the playgroup, teenagers will

carry out various daily activities so that it is at risk of increasing the number of contacts. The number of contacts will increase because the activities that are still carried out simultaneously are studying in class and residence in one room, an average of 10 people per room. This is also due to the productive age, especially school age, having activities with high socialization and supported by a closed environment. So that if there is a case in that place, it will spread quickly and massively (Sirajuddin, 2020).

This is in line with research (Seftiya & Kosala, 2020) This is in line with research (Seftiya & Kosala, 2020) which suggests that the results of the study show a meaningful relationship between the number of contacts and age, with a p-value = 0.015 ($p < 0.05$). Also in line with observational analytical research and bivariate tests conducted by Satria et al. (2020), which stated there was a relationship between the number of contacts to age, with a p-value = 0.041. In addition, comorbid diseases, namely hypertension and diabetes mellitus, male sex, and active smokers are risk factors for SARS-CoV-2 infection (Susilo et al., 2022).

From the description above, it can be concluded that there is a relationship between age and the number of contacts because it is caused by various factors. The dominant factors are environmental and social. COVID-19 is still a disease to watch out for because of its relatively fast transmission, high mortality rate, and absence of definitive therapy. There are still many shortcomings in this study so further studies are needed.

CONCLUSION

The conclusion of contact patterns is mostly in women with the number of contacts between 3-4 people and age is related to the number of contacts. The advice needs to limit contact when there is a need to prevent transmission

REFERENCE

- Baskara, B. (2020, Oktober 27). 102 Santri Ponpes Al-Mutawally Kuningan Positif COVID-19. *Detik.com*.
- Cen, Y., Chen, X., Shen, Y., Zhang, X. H., Lei, Y., Xu, C., Jiang, W. R., Xu, H. T., Chen, Y., Zhu, J., Zhang, L. L., & Liu, Y. H. (2020). Risk factors for disease progression in patients with mild to moderate coronavirus disease 2019—a multi-centre observational study. *Clinical Microbiology and Infection*, 26(9), 1242–1247.
<https://doi.org/doi.org/10.1016/j.cmi.2020.05.041>
- Chan, J. F.-W., Yuan, S., Kok, K.-H., To, K. K.-W., Chu, H., Yang, J., Xing, F., Liu, J., Yip, C. C.-Y., & Poon, R. W.-S. (2020). A familial cluster of pneumonia associated with the 2019 novel coronavirus indicating person-to-person transmission: a study of a family cluster. *The lancet*, 395(10223), 514–523.
- Funk, S., Camacho, A., Kucharski, A. J., Eggo, R. M., & Edmunds, W. J. (2018). Real-Time Forecasting Of Infectious Disease Dynamics With A Stochastic Semi-Mechanistic Model. *Epidemics*, 3(2), 56–61.
<https://doi.org/10.1016/j.epidem.2016.11.003>.
- Ghiffari, R. A. (2020). *Dampak Populasi dan Mobilitas Perkotaan terhadap Penyebaran Pandemi Covid-19 di Jakarta*.
- Indra, A., Diva, Y., Sindy, M., Pratiwi, A., Violin, M., Yani, W., Danang, G. R., Ganesha, G. M., Maria, A., Evelyn, A., Gede, I. P., Wibhawa, D., Agung, I. G., & Suryawati, A. (2020). Gambaran Karakteristik Pengetahuan, Sikap dan Perilaku Risiko Covid-19 Dalam Kerangka Desa Adat di Desa Gulingan, Mengwi, Bali. *Jurnal Kesehatan Andalas*, 9(3), 313–319.

- KompasTV Bandung. (2020). Rekor! 405 Santri Ponpes Husnul Khotimah Kuningan Covid-19. *Kompas TV*, 2. <https://www.kompas.tv/article/114059/rekor-405-santri-ponpes-husnul-khotimah-kuningan-covid-19?page=all>
- Mahrana, Faisal, H. K. P., Khairan, P., Mutmainah, I., Rahmawati, F. N., Marwadhani, S. S., Adinda, G. N., Sari, U. N., & Prawirohardjo, P. (2020). Kasus COVID-19 Ringan Pada Tenaga Medis : Evaluasi Temuan Klinis dan Risiko Transmisi. *Journal Indonesia Medical Association*, 70(4). <https://doi.org/10.47830/jinma-vol.70.4-2020-223>
- Nagraj, V., Randhawa, N., Campbell, F., Crellen, T., Sudre, B., & Jombart, T. (2019). Epicontacts : Handling , Visualisation and Analysis of epidemiological contacts. *F1000Research*, May, 1–12.
- Nouvellet, P., Cori, A., Garske, T., Blake, I. M., Dorigatti, I., Hinsley, W., Jombart, T., Mills, H. L., Nedjati-Gilani, G., Van, M. D. K., Fraser, C., Donnelly, C. A., Ferguson, N. M., & Riley, S. (2018). A Simple Approach To Measure Transmissibility and Forecast Incidence. *Epidemics*, 22(2), 29–35. <https://doi.org/10.1016/j.epidem.2017.02.012>
- Nouvellet, P., Garske, T., Mills, H. L., Nedjati-Gilani, G., Hinsley, W., Blake, I. M., Kerkhove, M. D. Van, Cori, A., Dorigatti, I., Jombart, T., Riley, S., Fraser, C., Donnelly, C. A., & Ferguson, N. M. (2015). The Role of Rapid Diagnostics in Managing Ebola Epidemics. *Nature*, 52(8), 109–116. <https://doi.org/10.1038/nature16041>
- Nugroho, W. D., C, W. I., Alanish, S. T., Istiqomah, N., & Cahyasari, I. (2020). Literature Review : Transmisi Covid-19 dari Manusia ke Manusia Di Asia. *jurnal of Bionursing*, 2(2), 101–112.
- Pascarella, G., Strumia, A., Piliago, C., Bruno, F., Buono, R. Del, Agr, F. E., & Scarlata, S. (2020). *COVID-19 diagnosis and management: a comprehensive review. March*. <https://doi.org/10.1111/joim.13091>
- PIKOBAR. (2022). *Sebaran Data COVID-19 Jawa Barat*. Pusat Informasi dan Koordinasi COVID-19 Jawa Barat. <https://dashboard.jabarprov.go.id/id/dashboard-pikobar/trace/statistik>.
- Ravindra, K., Malik, V. S., Padhi, B. K., Goel, S., & Gupta, M. (2022). Asymptomatic infection and transmission of COVID-19 among clusters: systematic review and meta-analysis. *Public Health*, 203, 100–109. <https://doi.org/10.1016/j.puhe.2021.12.003>
- Rifaldi, F., & Laiding, S. R. (2021). *Karakteristik Penderita Covid-19 Di Rsup Dr. Wahidin Sudirohusodo Makassar Periode April – Juni 2020*. UNIVERSITAS HASANUDDIN.
- Ruapertiwi, A. M. (2021). *Epidemiologi Pasien Coronavirus Disease di Rumah Sakit Tingkat II Putri Hijau Ksdam I/Bukit Barisan Medan Sumatera Utara*. Universitas Islam Negeri Sumatera Utara.
- Satgas Penanganan COVID-19. (2022). *Data Sebaran COVID-19*. Satuan Tugas Penanganan COVID-19. <https://covid19.go.id/>.
- Satria, R. M. A., Tutupoho, R. V., & Chalidyanto, D. (2020). Analisis Faktor Risiko Kematian dengan Penyakit Komorbid Covid-19. *Jurnal Keperawatan Silampari*, 4(1), 48–55.
- Seftiya, A., & Kosala, K. (2020). Epidemiologi Karakteristik Pasien Covid-19 di Kalimantan Utara. *Jurnal Sains dan Kesehatan*, 3(5), 645–653.
- Sirajuddin, N. (2020). *Pengaruh Kontak Erat terhadap Kasus Konfirmasi Covid- 19 di Kota Makassar Tahun 2020*. 100–110.
- Supandi, T. P., Kandou, G. D., & Langi, F. L. F. G. (2021). Karakteristik Penderita

- Coronavirus Disease 2019 Di Kota Kotamobagu. *Jurnal KESMAS*, 10(8), 41–49.
- Susilo, A., Olivia, C., Jasirwan, M., Wafa, S., Maria, S., Rajabto, W., Fachriza, I., Putri, M. Z., Gabriella, S., Penanganan, T., New, I., Pinere, R. D., & Cipto, R. (2022). *Review of Current Literatures Mutasi dan Varian Coronavirus Disease 2019 (COVID-19): Tinjauan Literatur Terkini*. 9(1), 59–81.
- Susilo, A., Rumende, C. M., Pitoyo, C. W., Santoso, W. D., Yulianti, M., Sinto, R., Singh, G., Nainggolan, L., Nelwan, E. J., Khie, L., Widhani, A., Wijaya, E., Wicaksana, B., Maksum, M., Annisa, F., Jasirwan, O. M., Yunihastuti, E., Penanganan, T., New, I., ... Cipto, R. (2020). Coronavirus Disease 2019: Tinjauan Literatur Terkini. *Jurnal Penyakit Dalam Indonesia*, 7(1), 45–67.
- Tian, S., Hu, N., Lou, J., Chen, K., Kang, X., Xiang, Z., Chen, H., Wang, D., Liu, N., Liu, D., Chen, G., Zhang, Y., Li, D., Li, J., Lian, H., Niu, S., Zhang, L., & Zhang, J. (2020). Characteristics of COVID-19 infection in Beijing. *Journal of Infection*, 80(4), 401–406. <https://doi.org/10.1016/j.jinf.2020.02.018>
- Vermonte, P. (2020). *Karakteristik dan Persebaran COVID-19 di Indonesia: Temuan Awal*. April, 1–12.
- Wang, D., Yin, Y., Hu, C., Liu, X., Zhang, X., Zhou, S., Jian, M., Xu, H., Prowle, J., & Hu, B. (2020). Clinical course and outcome of 107 patients infected with the novel coronavirus, SARS-CoV-2, discharged from two hospitals in Wuhan, China. *Critical care*, 24(1), 1–9.
- Wang, W., Tang, J., & Wei, F. (2020). Updated understanding of the outbreak of 2019 novel coronavirus (2019-nCoV) in Wuhan, China. *Journal Medical Virology*, 92(4), 441–447. <https://doi.org/10.1002/jmv.25689>.
- WHO. (2022). *Coronavirus disease (COVID-19): Data Update*. World Health Organization. <https://www.who.int/indonesia/news/novel-coronavirus>
- Yen, M. Y. (2020). Interrupting covid-19 transmission by implementing enhanced traffic control bundling: implications for global prevention and control efforts'. *Journal Of Microbiology, Immunology, and Infection*, 65(2).
- Zeng, F., Dai, C., Cai, P., Wang, J., Xu, L., Li, J., Hu, G., Wang, Z., Zheng, F., & Wang, L. (2020). A comparison study of SARS-CoV-2 IgG antibody between male and female COVID-19 patients: a possible reason underlying different outcome between sex. *Journal of medical virology*, 92(10), 2050–2054.

Lampiran 3

EPIDEMIOLOGICAL CONTACT (EPICONTACT) INVESTIGATION OF COVID-19 AT ISLAMIC BOARDING SCHOOLS IN KUNINGAN REGENCY, INDONESIA

Cecep Heriana^{1,2}, Faridah Binti Moh. Said¹, Farzana Yasmin¹, Dieta Nurrika^{3,4}, Purwo Setiyo Nugroho^{5,6}

Lincoln University College Malaysia¹

Institute of Health Science Kuningan²

Department of Public Health, School of Health Science Banten, Indonesia³

Ministry of Research, Technology and Higher Education, Higher Education Service Institutions (LL-DIKTI) Region IV, Bandung, Indonesia⁴

Faculty of Public Health Universitas Muhammadiyah Kalimantan Timur, Indonesia⁵

Institute for Population and Social Research, Mahidol University, Thailand⁶

Correspondence address: Cecep Heriana

Email: cecepheriana.phd@gmail.com

ABSTRACT

Introduction: Covid-19 has spread throughout the world more than 61,27 million patient has infected, including in education clusters that implement boarding schools. Contact investigations on the cluster are necessary to control the spread of the virus. **Aims:** to describe the epidemiological contact pattern of investigation results in the Islamic Boarding school cluster in Kuningan Regency. **Methods:** The design of this study is descriptive with epidemiological approach. The population of all students of Pondok Pesantren X, as many as 164 students, a sample of 157 students who are positive for Covid-19, and research instruments for the Covid-19 outbreak investigation form, The variables studied included age, gender, symptoms, duration of contact, number of contacts, number of contact groups and place of contact. **Result:** Univariate data analysis with epicontact analysis. Results: sex: 33.3% male, 60.03% female, average age 15.05 years, the average number of contacts 3.25 people, the average number of male contacts 2.62 and female 3.39, number of male contact groups 41, number of female contact groups 91. Age of value $p=0.037$. **Conclusions:** Contact pattern conclusions Mostly in the female with the number of contacts between 3-4 people and age is related to the number of contacts. Limiting contact when there is suspicion is necessary to prevent transmission.

Keyword: Epidemiology Close Contact, Contact Investigation, Covid-19

INTRODUCTION

SARS-CoV-2, the virus that causes coronavirus disease 2019 (COVID-19) is a pneumonia disease that became a pandemic in 2020. The disease was first discovered in Wuhan, Hubei Province, China in December 2019. The virus infects human lungs in large numbers and has a far-reaching negative impact on life, especially on human physical and mental health. From the first discovery of COVID-19 patients in December 2019 to November 27, 2020, SARS-CoV-2 has infected 61,277,488 people, with daily additions reaching +10,000 people and causing 1,436,796 deaths worldwide (WHO, 2022). Not only effect on health aspect, COVID-19 is also impact in socio economic aspect on population. Many people lost their job that can direct impact on household income. Deceasing of household income can impact on increasing the amount of poverty. Globally, poverty worldwide increased from 7.8 percent (before pandemic) to 9.1 percent (during pandemic). On social challenge aspect, there occurred the social inequalities between stratum in society, such as low-skilled and high-skilled people, part-time and full-time worker, temporary and self-employed workers. Thus, COVID-19 leads the global burden around the world. The global burden can impact on the population in the future, such as economically, socially among other, etc.

In Indonesia, in the same period, 522,581 confirmed cases with daily additions reaching +5000 people and causing 16,521 deaths (Covid-19 Handling Task Force, 2022). The highest number is in DKI Jakarta Province contributing 20.8% of daily cases, followed by West Java province with 15.3% of cases (PIKOBAR, 2022). Cases in Kuningan Regency are among the highest cases, with this being the most with a prevalence rate of 14/1000 of the population. This is due to the existence of public places that have the potential to hold long crowds, such as Islamic boarding schools, schools, offices and so on. Rapid transmission in clusters is due to asymptomatic cases with an asymptomatic prevalence in various adult

clusters of 29.48% and in children at 24.09% (Ravindra, Malik, Padhi, Goel, & Gupta, 2022).

Social restrictions are carried out to prevent transmission, one of which is schools and Islamic boarding schools, however, there are still several Islamic boarding schools that do not close the activities of Islamic boarding schools and there are still crowds in the Islamic boarding school environment, as a result, there is a spread of cases in the neighbourhood. One of them was at the Husnul Khotimah Islamic boarding school which occurred in October 2020 with the number of confirmed people reaching 467 people from 1083 people in the PCR test (KompasTV Bandung, 2020). Then, the Islamic boarding school cluster reappeared at the Al-Mutawally Islamic boarding school, Bojong Village, Cilimus District, and as many as 102 students tested positive for COVID-19 (Baskara, 2020).

Therefore, to study, prepare, and implement interventions against the outbreak, epidemiologists need extensive contact data analysis tools. Cluster transmission investigations are also needed to determine contact patterns and analysis of disease outbreaks involving various tasks, from data collection to exploratory analysis (Randhawa, Campbell, Crellen, Sudre, & Jombart, 2019). COVID-19 cluster investigation method and guidance has determined by WHO. WHO reveals that cluster investigation aims to rapidly identify, test of suspected people, and isolate properly people who probable and confirmed cases. Thus, cluster investigation is needed by epidemiologist to finding cases.

Furthermore, epidemiological modelling used for event prediction (Funk, Camacho, Kucharski, Eggo, & Edmunds, 2018) or the impact of certain interventions. Currently, outbreak analysis is needed as informatively as possible, using much available data, including the timing of symptoms, the characterization of the distribution of major delays (e.g. incubation period, serial intervals) and data on contact between patients (Nouvellet et al.,

2018). The latter type of data is essential for outbreak analysis, not only because contact between patients is useful for uncovering epidemic triggers (Nouvellet et al., 2015) but also to identify new cases earlier can reduce ongoing transmission through contact tracing. Because students living in Boarding Schools are very vulnerable, not only to the transmission of the virus among students but also, in the end, transmission to their families after travelling (Cesilia, Sudarmaji, Setiabudi, & Nataprawira, 2021). Student living in boarding schools are the closed population because they will stay there with same group there. Thus, infecting each other is the commonly phenomenon in boarding schools.

The research gap is related with the many previous study reveal the risk factor of COVID-19. However, few studies explained the COVID-19 situation through figure on map. This study reveal both the risk factor and mapping the COVID-19 situation. Using this study, the policy maker can know what the significant factor related with the COVID-19 and policy maker can also imagine the COVID-19 situation through map provided in this research.

Students who come into contact with cases in Islamic boarding schools, including close contacts who are not protected, are at risk of being infected with Covid-19. When a COVID-19 patient is diagnosed, then his close contacts are traced, and his close contacts may be local from inside the boarding school or non-local from outside the boarding school.(Luo et al., 2020).

To our knowledge, however, there is still a limited understanding of epicontact in Indonesia. Therefore, identifying this issue is important to increase knowledge of epicontact in Indonesia.Thus, this study aims to identify the use of epicontact, row lists, and contact data, as well as the basic functions for handling, visualizing, and analyzing epidemiological contact data on ongoing events.

METHODS

Study design

A descriptive research design with epidemiological approach was conducted on November 27, 2020.

Participants

The population of all students and Teacher of Al-Mutawally is 156 students and teacher, a sample of 156 students who are positive for Covid-19. The inclusion criteria were: Students and Caretakers of Islamic boarding schools who have Covid-19 symptoms while at Islamic boarding schools. The exclusion criterion were: Invited guests visiting Islamic Boarding Schools.

Data collection

Data collection was carried out by interviewing through epidemiological investigations and contact tracing. The research instrument used is the Covid-19 outbreak investigation form. Covid-19 surveillance uses a more detailed case investigation form that includes information about specific risk factors, vaccinations or other methods of disease prevention, more detailed clinical information, and names or contact information for other potentially exposed people. Case investigation forms are completed by health care providers, by public health surveillance staff interviewing health care providers, or through abstraction of charts from information collected in patient history.(Teutsch & Churchill, 2000)

Variables

The variables studied included age, sex, symptoms, duration of contact, number of

contacts, number of contact groups and place of contact. Age is the length of time a person has lived up to the research. Sex is either of the two main categories (male and female) into which humans and most other living things are divided on the basis of their reproductive functions. People with COVID-19 have had a wide range of symptoms reported – ranging from mild symptoms to severe illness. Symptoms may appear 2-14 days after exposure to the virus. Anyone can have mild to severe symptoms. Possible symptoms include: Fever or chills, Cough, Shortness of breath or difficulty breathing, Fatigue, Muscle or body aches, Headache, New loss of taste or smell, Sore throat, Congestion or runny nose, Nausea or vomiting, Diarrhea (CDC, 2020). The term contact refers to people who are considered to be at risk because of their exposure to someone who is infected. (Braithwaite, Callender, Bullock, & Aldridge, 2020). Contact duration is the length of time a person has been in contact with someone who is positive for Covid-19. The number of contacts is the number of people who interacted during the outbreak period. The number of contact groups is the number of contact clusters from all contacts in one place. Place of contact is a place where interaction occurs between close contact with someone who is positive for Covid-19.

Data Analysis

The data analysis carried out is univariate analysis with the online application Data tab and visualization of the case network (Epi-contact) with the Flourish Studio online application.

This study analyzed bivariate the relationship between age and the number or proportion of contacts identified and the number or proportion of contacts who were later identified as infected.(Braithwaite et al., 2020). An analysis of bivariate data with Pearson correlation test using SPSS. The

statistical tests were two-sided. P-value < 0.05 were considered to be statistically significant.

Ethical Consideration

The ethics of this research was approved by the ethical commission of the Institute of Health Science Kuningan No.73/EP/STIKKU/2020.

RESULT

Table 1. Respondents' characteristics (n=156)

Table I. Characteristic of Respondent

Group	Frequency	%
Sex		
Male	52	33,33
Female	104	66,66
Age		
6-19 Years	152	97,43
20-29 Years	1	0,06
30-39 Years	2	0,12
40-49 Years	1	0,06
Covid-19 Status		
Positif	156	100
Negatif	-	-

Based on table 1, the univariate analysis for the characteristics of the respondents showed that the majority were female (66.66%) and the age of the respondents was mostly 6-19 years (97.43%) and all (100%) were positive for Covid-19. The results of the univariate analysis showed the epicontact of cases in the group of male and female students as shown in figure 1 and figure 2 below. Figure 1 shows the Covid-19 cluster pattern of male students. Interaction between respondents occurs in groups. The respondents contact at least 2 people, the most contact is about 42

people, and the average contact is 10 people;



COVID-19 Cluster at Female Islamic Boarding School
Sub District Cilimus, District of Kuningan

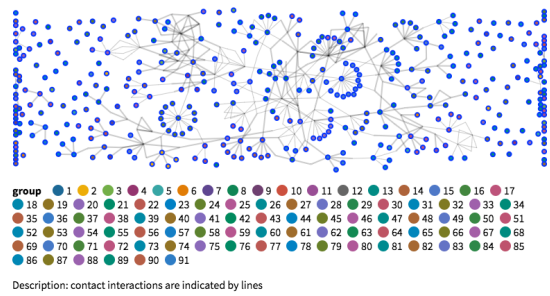


Figure 2. Covid-19 cluster contact pattern of female students

then, the spread occurs massively

COVID-19 Cluster at Male Islamic Boarding School
Sub-District Cilimus, District of Kuningan

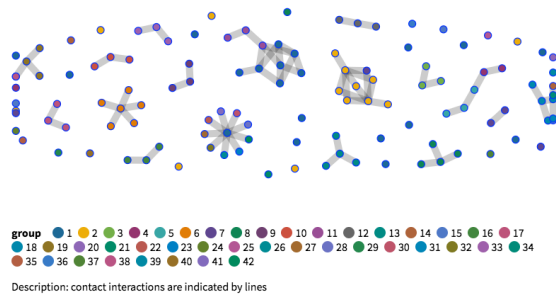


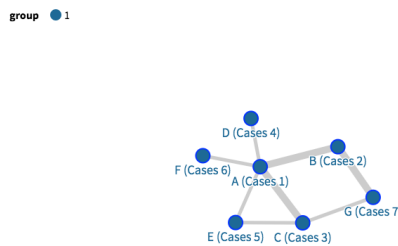
Figure 1. Covid-19 cluster contact pattern of male students

Figure 2 shows the Covid-19 cluster pattern of female students. Respondent contact occurs in a circular pattern with interactions between circles of more than one. This means that the respondent could spread the virus from one group to another more quickly.

Figure 3. Boxplot distribution of the number of contacts by age in male and female students

The boxplot distribution of the number of contacts by age in male and female students is shown in Figure 3. The average contact is 15 years old, with the lowest being 13 years and the highest being 43 years. The most interactions (contacts) occurred 18 times at the age of 40 years, with an average of 3 contacts per day at the age of 15-20 years. The age of over 25 years shows that this is not a student but a teacher.

Epicontact Model Cluster Covid-19
Cluster Islamic Boarding School



The thick line indicates the duration of contact >= 8 hours
Thin line indicates the duration of contact < 8 hours

Figure 4. Epicontact Covid-19 cluster model

Figure 4 shows the epicontact COVID-19 cluster model. The contact model that occurs in Islamic boarding schools with more than 8 hours of contact will be transmitted from case A to case B. The first case or case index (A) shows that five people (B, C, D, E, and F) are in contact as secondary cases before an active

case occurs. After contact with the first case (A), two of them are in contact with each other, increasing the risk of spreading to the other, so that there is case seven (G) as a tertiary case.

Table 2. Correlation analysis of age and the number of contact in Islamic Boarding School Kuningan Regency

Group	Mean	SD	Median	p-value	95% CI	
					Lower	Upper
Correlation						
Age	15,5	3.658	15	0.037	14.926	16.074
The number of contact	3.5	3.3	3			

(SD: standard deviation; CI: confident interval)

The results of the Pearson correlation test showed that the relationship of age with the number of contacts obtained a value of $p = 0.037$. This means, there is a relationship between age and the number of contacts in the Covid-19 cluster at the Al-Mutawally Islamic boarding school, Kuningan Regency. Based on the Confidence interval level (CI 95%), there are reveal that the range above 1 (14.926 – 16.074) that is mean the correlation between age is a risk factor to the number of contact among respondents,

DISCUSSION

In this descriptive research design, we identify the use of epicontact, row lists, and contact data, as well as the basic functions for handling, visualizing, and analyzing epidemiological contact data on ongoing events. Our study found that the average age of the respondents is 15 years old. Furthermore, 33.3% of respondents was male. Among male students, the average contact is 10 people, whereas among female students, the contact occurs in a circular pattern with interactions between circles of more than one. The contact model that occurs was more than 8 hours of contact will be transmitted from case A to case B. Moreover. our study suggested that there was a association between age and the number of contacts in the

Covid-19 cluster at the Al-Mutawally Islamic boarding school, Kuningan Regency. To the best of our knowledge, the present study is the first study to have proven an epidemiological contact (Epicontact) Investigation of Covid-19 in the Islamic Boarding School in Indonesian.

There is still a low public understanding of COVID-19, starting from the prevention and implementation of social distancing so that behaviour does not comply with health protocols that have an impact on the widespread transmission of COVID-19 and an increase in the number of positive patients and patients who die (Tian et al., 2020). When viewed from gender, this study shows that women are twice as many as men with a percentage: of 33.3% men, 60.03% women.

Our study found that women are twice as many as men. This is in line with previous study (Ruapertiwi (2021) that the sex of Covid-19 sufferers is the most female The previous studies also found that close contact investigations in Shinzen China showed that women were 72% more than men 28% of the results of Contact Based Surveillance (Bi et al., 2020). This is because women have more social interactions. The population in the Islamic boarding school cluster is school-age children, so the average patient age is 15.05 years old. The age of close contact is linearly associated with an increased risk of infection after contact with Covid-19 cases with an incidence rate in

the adolescent group of 0-17 years of 1.8% (Luo et al., 2020). Then the characteristics of Covid-19 sufferers are on average aged in the productive age range (10-40 years). In the productive age range (10-40 years) have a high lifestyle, mobility and social interaction, so they are very vulnerable to being infected with Covid-19 (Supandi, Kandou, & Langi, 2021).

Previous studies have shown that children are more likely to have milder SARS-CoV-2 infections compared to adults. About 20% of the 171 confirmed cases of PCR, showed asymptomatic in children and adolescents (Cesilia et al., 2021). Plus the risk of transmission in Islamic boarding schools with activities in classrooms, buildings or certain locations that are closed will cause influence on air quality which triggers the spread of the coronavirus so quickly (Ghiffari, 2020).

From the description above, it can be concluded that this study shows that women are more infected with COVID-19 due to environmental factors that are more at risk of spreading the virus. The results of the study are in line with that (H.-Y. Cheng et al., 2020) there are more female cases (56 cases) than male cases (44 cases).

Our finding showed that students had average contact with 3 other students before the PCR test was carried out. A previous study reported that children and adolescents have more contacts than adults. Another factor is that children may not fully appreciate the health consequences of not wearing a mask; however, even if they recognize their potential for infection, they may feel more compelled to have social interactions, regardless of the health consequences (Doerre & Doblhammer, 2022). Thus, in the present study, one possible reason for this finding may be that adolescent students tend to have close friends who carry out their daily activities simultaneously because they help each other. So that the number of contacts is very risky for the transmission of Covid-19 because it is at risk of

transmission between students. In addition, it risks transmitting to their families after traveling (Cesilia et al., 2021). Transmission is very fast in covid-19 in a short time, because of the transmission through droplets when interacting between students. Transmission of Covid-19 occurs through droplets, namely the infection can occur if a person is in a relatively short distance of less than 1 meter (Susilo et al., 2020). With someone who has symptoms of respiratory diseases (e.g. coughing and sneezing), droplet splashes are particularly at risk of transmitting to others if exposed to the oral and nasal mucosa or the potentially infective conjunctival mucosa of the eye (Nugroho, C, Alanish, Istiqomah, & Cahyasaki, 2020). In addition, it spreads very quickly from other viruses, also not accompanied by knowledge about the virus (Rifaldi & Laiding, 2021).

This is in line with the research of Nugroho et al. (2020), which suggests that airborne transmission in the same environment, contributes to the risk of spreading the COVID-19 outbreak. Then the risk of fomitus transmission plays a greater role than transmission through droplets as a mechanism in emerging infectious diseases (Yen, 2020). The risk of transmission in addition to the number of contacts is the duration of contact between students during simultaneous activities. The results of a previous study showed that the reported contact duration within 6 feet of a person with Covid-19 assisted by data from a personal tracing device, showed 14 contacts based on student patients (Volpp, Kraut, Ghosh, & Neatherlin, 2021).

The spread of COVID-19 cases can be minimized by breaking the chain of transmission, which can be done by vaccination, isolation, early detection, and basic protection by washing hands with soap, maintaining social distance, wearing masks, spraying disinfection in places public places and screening for in-person visits. Then carry out contact tracing and tracking (case investigations and outbreak investigations), as

well as providing isolation and quarantine facilities to prevent case transmission (H. Y. Cheng et al., 2020; Han et al., 2020). So, from the description above, it is concluded that the risk of spread occurs in a dense environment, especially in rooms where the air does not circulate properly and is coupled with the risk of the number of students interacting in the room.

The spread of COVID-19 cases can be minimized by breaking the chain of transmission, which can be done by vaccination, isolation, early detection, and basic protection by washing hands with soap, maintaining social distance, wearing masks, spraying disinfection in places public places and screening for in-person visits. Then carry out contact tracing and tracking (case investigations and outbreak investigations), as well as providing isolation and quarantine facilities to prevent case transmission (H. Y. Cheng et al., 2020; Han et al., 2020)

Risk of Contact Clusters in Covid Transmission

Students at The Islamic Boarding School carry out daily activities by staying in one room containing 5-10 people according to the area of the room, this is a risk factor for contact and a high risk of transmission of Covid-19 because there is a transmission from person to person and frequent contact (Luo et al., 2020). Furthermore, apart from the number of people, when there are exposures in room settings, these could be linked to data on the room size, ventilation, and whether windows were open, and then further linked to follow-up on cluster size (Tupper & Colijn, 2021).

The beginning of the spread of cases focused on one environment and gradually spread to another. The focus of one such environment is called a cluster, which makes it a risk of spreading the disease (Vermonte, 2020). Cluster refers to an aggregation of cases grouped in place and time that are suspected to be greater than the number expected, even

though the expected number may know (CDC, 2012). Clusters can be defined as an aggregation of actively uncommon events or diseases in space and/or time in amounts that are believed or perceived to be greater than could be expected by chance (Porta, 2008). The word is usually used to describe be a cluster of cases of a rare (usually non-infectious) disease, and putative clusters of disease are often suspected to have an environmental cause on based anecdotal evidence. As a result, much effort is often expended in repo response public outcry in attempts to determine whether a true cluster exists (Webb, Bain, & Page, 2017).

A Covid-19 cluster is defined as a minimum of five confirmed diagnostic cases with illness onsets or initial positive results within 14 days and plausible epidemiologic linkage between cases (NCDHSS, 2021), or a cluster as two or more cases associated with the same location, group, or event around the same time (Madison & Dane County, 2020). Cluster criteria is two or more test-confirmed cases of COVID-19 among individuals associated with a specific non-residential setting with illness onset dates within 14 days (In the absence of detailed information about the type of contact between the cases). The end of the cluster is no test-confirmed cases with illness onset dates in the last 14 days (Gov.UK, 2020)

This cluster is possible because of the interests of the teacher or group leader who has to interact with other groups for the benefit of coordination and teaching. According to research conducted by Mahrania et al. (2020) the risk factors for the occurrence of new clusters are the presentation of initial cases, contact history, clinical manifestations, supporting examinations of the lungs and treatment management. Then, transmission, in this case, is characterized by gastrointestinal symptoms (diarrhoea and nausea), feverish patterns, namely higher temperatures at night to early morning (Wang, Tang, & Wei, 2020). The results of a contact investigation study in

Shenzhen China, showed that the Attack Rate of contact in the room (room / house) showed 11.2% with AN OR of 15, which means that household members who are in the same room or house are at risk of 15 times to contract it compared to those who are not in the same room or household. In addition, students will carry out meals together during mealtimes, this has the potential to have contact interactions when talking face to face who are at risk of transmission if someone is infected with Covid-19. The results of a study in Shenzhen China, showed an Attack rate when eating 8.2% and 23, meaning that those who contacted while eating together were at risk of contracting it 23 times compared to those who did not eat together. Eating together risks interaction and contact with the case for more than 15 minutes. A person who interacts with this case is called a contact case. Tracing and monitoring of close contact cases of COVID-19 in Indonesia is carried out in full through the SILACAK Application. The use of contact tracing technology is in line with a directive from WHO in February 2021 on COVID-19 Contact Tracing, which states that the use of digital technology is important in supporting the surveillance process of contact tracing of COVID-19 cases, considering that tracing is one of the key components of emergency response actions against the spread of infectious diseases. (WHO Indonesia, 2020).

The relationship of age to the number of contacts

The results showed a relationship between age and the number of contacts ($p = 0.037$). This is because students are mostly teenagers. After all, the behavioral characteristic of adolescents is to have a peer playgroup. In the playgroup, teenagers will carry out various daily activities so that it is at risk of increasing the number of contacts. The number of contacts will increase because the activities that are still carried out

simultaneously are studying in class and residence in one room, an average of 10 people per room. This is also due to the productive age, especially school age, having activities with high socialization and supported by a closed environment. So that if there is a case in that place, it will spread quickly and massively (Sirajuddin, 2020).

This is research calling secondary attack rate. Secondary attack rate is a measure of the frequency of new cases of a disease among contacts of cases. A secondary attack rate equals the number of cases among contacts of primary cases during the study period divided by the total number of contacts. To calculate the total number of household contacts we normally subtract the number of primary cases from the total number of people residing in those households. (Gregg, 2009).

The results of the study (H.-Y. Cheng et al., 2020) showed from contact tracing, 23 secondary cases were found., It is was estimated that the mean incubation period was 4.1 days (95% credible interval [CrI], 0, 4-15.8), and the median serial interval was 4.1 days (95% CrI, 0.1-27.8) (95% CrI, 0.1-27.8)(H.-Y. Cheng et al., 2020)

This is in line with research (Seftiya & Kosala, 2020) This is in line with research (Seftiya & Kosala, 2020) which suggests that the results of the study show a meaningful relationship between the number of contacts and age, with a p-value = 0.015 ($p < 0.05$). Also in line with observational analytical research and bivariate tests conducted by Satria et al. (2020), which stated there was a relationship between the number of contacts to age, with a p-value = 0.041. In addition, comorbid diseases, namely hypertension and diabetes mellitus, male sex, and active smokers are risk factors for SARS-CoV-2 infection (Susilo et al., 2022).

The research results are evaluation of the COVID-19 Laboratory-Based Surveillance System in Islamabad - Pakistan 2020 by (Mushtaq et al., 2020) that the system was

found to be simple, as a uniform and consistent WHO standard case definition was being used by the laboratory. The system collects necessary information on demographics, clinical signs and symptoms, travel history, number of contacts and co-morbidities from all laboratories. (Mushtaq et al., 2020)

From the description above, it can be concluded that there is a relationship between age and the number of contacts because it is caused by various factors. The dominant factors are environmental and social. COVID-19 is still a disease to watch out for because of its relatively fast transmission, high mortality rate, and absence of definitive therapy. There are still many shortcomings in this study so further studies are needed.

This research has a weakness related with the research design. The research design was used in this study are descriptive and bivariate analysis. The descriptive analysis cannot reveal the association significantly and cannot reveal the causality between variables studied. However, the bivariate analysis can explain the association between research variables. The data was obtained from respondents through cross-sectional design which the design is related with the temporal ambiguity. The temporal ambiguity is the research error that affect on the causality error. Thus, the association between variables is potentially on bidirectional association. In addition, this study also did not include other variables as a confounding or mediating variables. If both variables was included in the study, researcher can estimate the adjust odds ration which the goodness of fit model in a statistical method. However, this research has a strengthens related with the explaining clearly through figure or picture. Reader can imagine what explaining in this research result. On determining COVID-19 variable, researcher use the COVID-19 test kit to know the status among respondents whether positive or negative of COVID-19. Related with the instruments, this research used the Covid-19 outbreak investigation form. Covid-19

surveillance uses a more detailed case investigation form that includes information about specific risk factors, vaccinations or other methods of disease prevention, more detailed clinical information, and names or contact information for other potentially exposed people. Thus, this instrument cannot be doubted because it includes complete information

CONCLUSION

The conclusion of contact patterns is mostly in women with the number of contacts between 3-4 people and age is related to the number of contacts. The advice needs to limit contact when there is a need to prevent transmission

REFERENCE

- Baskara, B. (2020, Oktober). 102 Santri Ponpes Al-Mutawally Kuningan Positif COVID-19. *Detik.com*.
- Bi, Q., Wu, Y., Mei, S., Ye, C., Zou, X., Zhang, Z., ... Feng, T. (2020). Epidemiology and transmission of COVID-19 in 391 cases and 1286 of their close contacts in Shenzhen, China: a retrospective cohort study. *The Lancet Infectious Diseases*, 20(8), 911–919. [https://doi.org/10.1016/S1473-3099\(20\)30287-5](https://doi.org/10.1016/S1473-3099(20)30287-5)
- Braithwaite, I., Callender, T., Bullock, M., & Aldridge, R. W. (2020). Automated and partly automated contact tracing: a systematic review to inform the control of COVID-19. *The Lancet Digital Health*, 2(11), e607–e621. [https://doi.org/10.1016/S2589-7500\(20\)30184-9](https://doi.org/10.1016/S2589-7500(20)30184-9)
- CDC. (2012). Principles of Epidemiology in

- Public Health Practice, Third Edition An Introduction to Applied Epidemiology and Biostatistics.
- CDC. (2020). Symptoms of COVID-19.
- Cesilia, C., Sudarmaji, S., Setiabudi, D., & Nataprawira, H. M. (2021). Case report of a COVID-19 family cluster originating from a boarding school. *Paediatrica Indonesiana*, 61(1), 53–60.
<https://doi.org/10.14238/pi61.1.2021.53-60>
- Cheng, H.-Y., Jian, S.-W., Liu, D.-P., Ng, T.-C., Huang, W.-T., & Lin, H.-H. (2020). Contact Tracing Assessment of COVID-19 Transmission Dynamics in Taiwan and Risk at Different Exposure Periods Before and After Symptom Onset. *JAMA Internal Medicine*, 180(9).
<https://doi.org/10.1001/jamainternmed.2020.2020>
- Cheng, H. Y., Jian, S. W., Liu, D. P., Ng, T. C., Huang, W. T., & Lin, H. H. (2020). Contact Tracing Assessment of COVID-19 Transmission Dynamics in Taiwan and Risk at Different Exposure Periods before and after Symptom Onset. *JAMA Internal Medicine*, 180(9), 1156–1163.
<https://doi.org/10.1001/jamainternmed.2020.2020>
- Doerre, A., & Doblhammer, G. (2022). The influence of gender on COVID-19 infections and mortality in Germany: Insights from age- and gender-specific modeling of contact rates, infections, and deaths in the early phase of the pandemic. *PLoS ONE*, 17(5 May), 1–20.
<https://doi.org/10.1371/journal.pone.0268119>
- Funk, S., Camacho, A., Kucharski, A. J., Eggo, R. M., & Edmunds, W. J. (2018). Real-Time Forecasting Of Infectious Disease Dynamics With A Stochastic Semi-Mechanistic Model. *Epidemics*, 3(2), 56–61.
<https://doi.org/10.1016/j.epidem.2016.11.003>
- Ghiffari, R. A. (2020). Dampak Populasi dan Mobilitas Perkotaan terhadap Penyebaran Pandemi Covid-19 di Jakarta.
- Gov.UK. (2020). Guidance COVID-19: epidemiological definitions of outbreaks and clusters in particular settings.
- Gregg, M. B. (2009). *Field Epidemiology: 3rd (third) Edition*. Oxford University Press, USA.
- Han, Y., Liu, Y., Zhou, L., Chen, E., Liu, P., Pan, X., & Lu, Y. (2020). Epidemiological Assessment of Imported Coronavirus Disease 2019 (COVID-19) Cases in the Most Affected City Outside of Hubei Province, Wenzhou, China. *JAMA network open*, 3(4), e206785.
<https://doi.org/10.1001/jamanetworkopen.2020.6785>
- KompasTV Bandung. (2020). Rekor! 405 Santri Ponpes Husnul Khotimah Kuningan Covid-19. *Kompas TV*, hal. 2.
- Luo, L., Liu, D., Liao, X., Wu, X., Jing, Q., Zheng, J., ... Li, Z. (2020). Modes of contact and risk of transmission in COVID-19 among close contacts. *MedRxiv*.
- Madison & Dane County. (2020). Understanding ‘Clusters.’
- Mahrana, Faisal, H. K. P., Khairan, P., Mutmainah, I., Rahmawati, F. N., Marwadhani, S. S., ... Prawirohardjo, P. (2020). Kasus COVID-19 Ringan Pada Tenaga Medis : Evaluasi Temuan Klinis dan Risiko Transmisi. *Journal Indonesia Medical Association*, 70(4).
<https://doi.org/10.47830/jinma-vol.70.4-2020-223>
- Mushtaq, A., Ikram, A., Chaudhry, A., Sandhu, M., Khalid, F., Hussain, S., ... Salman, M. (2020). Evaluation of the COVID-19 Laboratory-Based Surveillance System in Islamabad-Pakistan 2020. *Global*

- Biosecurity*, 1(4).
<https://doi.org/10.31646/gbio.73>
- NCDHSS. (2021). Outbreaks and Clusters.
- Nouvellet, P., Cori, A., Garske, T., Blake, I. M., Dorigatti, I., Hinsley, W., ... Riley, S. (2018). A Simple Approach To Measure Transmissibility and Forecast Incidence. *Epidemics*, 22(2), 29–35.
<https://doi.org/10.1016/j.epidem.2017.02.012>
- Nouvellet, P., Garske, T., Mills, H. L., Nedjati-Gilani, G., Hinsley, W., Blake, I. M., ... Ferguson, N. M. (2015). The Role of Rapid Diagnostics in Managing Ebola Epidemics. *Nature*, 52(8), 109–116.
<https://doi.org/10.1038/nature16041>
- Nugroho, W. D., C, W. I., Alanish, S. T., Istiqomah, N., & Cahyasari, I. (2020). Literature Review : Transmisi Covid-19 dari Manusia ke Manusia Di Asia. *jurnal of Bionursing*, 2(2), 101–112.
- PIKOBAR. (2022). Sebaran Data COVID-19 Jawa Barat.
- Porta, M. (2008). *A dictionary of epidemiology*. Oxford university press.
- Randhawa, N., Campbell, F., Crellen, T., Sudre, B., & Jombart, T. (2019). Epicontacts : Handling , Visualisation and Analysis of epidemiological contacts, (May), 1–12.
- Ravindra, K., Malik, V. S., Padhi, B. K., Goel, S., & Gupta, M. (2022). Asymptomatic infection and transmission of COVID-19 among clusters: systematic review and meta-analysis. *Public Health*, 203, 100–109.
<https://doi.org/10.1016/j.puhe.2021.12.003>
- Rifaldi, F., & Laiding, S. R. (2021). *Karakteristik Penderita Covid-19 Di Rsup Dr. Wahidin Sudirohusodo Makassar Periode April – Juni 2020*. UNIVERSITAS HASANUDDIN.
- Ruapertiwi, A. M. (2021). *Epidemiologi Pasien Coronavirus Disease di Rumah Sakit Tingkat II Putri Hijau Kesdam I/Bukit Barisan Medan Sumatera Utara*. Universitas Islam Negeri Sumatera Utara.
- Satria, R. M. A., Tutupoho, R. V., & Chalidyanto, D. (2020). Analisis Faktor Risiko Kematian dengan Penyakit Komorbid Covid-19. *Jurnal Keperawatan Silampari*, 4(1), 48–55.
- Seftiya, A., & Kosala, K. (2020). Epidemiologi Karakteristik Pasien Covid-19 di Kalimantan Utara. *Jurnal Sains dan Kesehatan*, 3(5), 645–653.
- Sirajuddin, N. (2020). Pengaruh Kontak Erat terhadap Kasus Konfirmasi Covid- 19 di Kota Makassar Tahun 2020, 100–110.
- Supandi, T. P., Kandou, G. D., & Langi, F. L. F. G. (2021). Karakteristik Penderita Coronavirus Disease 2019 Di Kota Kotamobagu. *Jurnal KESMAS*, 10(8), 41–49.
- Susilo, A., Olivia, C., Jasirwan, M., Wafa, S., Maria, S., Rajabto, W., ... Cipto, R. (2022). Review of Current Literatures Mutasi dan Varian Coronavirus Disease 2019 (COVID-19): Tinjauan Literatur Terkini, 9(1), 59–81.
- Susilo, A., Rumende, C. M., Pitoyo, C. W., Santoso, W. D., Yulianti, M., Sinto, R., ... Cipto, R. (2020). Coronavirus Disease 2019 : Tinjauan Literatur Terkini. *Jurnal Penyakit Dalam Indonesia*, 7(1), 45–67.
- Teutsch, S. M., & Churchill, R. E. (2000). *Principles and practice of public health surveillance*. Oxford University Press, USA.
- Tian, S., Hu, N., Lou, J., Chen, K., Kang, X., Xiang, Z., ... Zhang, J. (2020). Characteristics of COVID-19 infection in Beijing. *Journal of Infection*, 80(4), 401–406.
<https://doi.org/10.1016/j.jinf.2020.02.018>

Tupper, P., & Colijn, C. (2021). COVID-19 in schools: Mitigating classroom clusters in the context of variable transmission. *PLoS Computational Biology*, *17*(7), 1–20. <https://doi.org/10.1371/journal.pcbi.1009120>

Vermonte, P. (2020). Karakteristik dan Persebaran COVID-19 di Indonesia : Temuan Awal, (April), 1–12.

Volpp, K. G., Kraut, B. H., Ghosh, S., & Neatherlin, J. (2021). Minimal SARS-CoV-2 Transmission After Implementation of a Comprehensive Mitigation Strategy at a School — New Jersey, August 20–November 27, 2020. *MMWR Recommendations and Reports*, *70*(11), 377–381. <https://doi.org/10.15585/mmwr.mm7011a2>

Wang, W., Tang, J., & Wei, F. (2020). Updated understanding of the outbreak of 2019 novel coronavirus (2019-nCoV) in Wuhan, China. *Journal Medical Virology*, *92*(4), 441–447. <https://doi.org/10.1002/jmv.25689>.

Webb, P., Bain, C., & Page, A. (2017). *Essential epidemiology: an introduction for students and health professionals*. Cambridge University Press.

WHO Indonesia. (2020). Coronavirus Disease 2019 (COVID-19) Ikhtisar Kegiatan-8. *World Health Organization*, *19*(Desember), 1–12.

Yen, M. Y. (2020). Interrupting covid-19 transmission by implementing enhanced traffic control bundling: implications for global prevention and control efforts'. *Journal Of Microbiology, Immunology, and Infection*, *65*(2).

Lampiran 4

EPIDEMIOLOGICAL CONTACT (EPICONTACT) INVESTIGATION OF COVID-19 AT ISLAMIC BOARDING SCHOOLS IN KUNINGAN REGENCY, INDONESIA

Cecep Heriana^{1,2}, Faridah Binti Moh. Said¹, Farzana Yasmin¹, Dieta Nurrika^{3,4}, Purwo Setiyo Nugroho^{5,6}

Lincoln University College Malaysia¹

Institute of Health Science Kuningan²

Department of Public Health, School of Health Science Banten, Indonesia³

Ministry of Research, Technology and Higher Education, Higher Education Service Institutions (LL-DIKTI) Region IV, Bandung, Indonesia⁴

Faculty of Public Health Universitas Muhammadiyah Kalimantan Timur, Indonesia⁵

Institute for Population and Social Research, Mahidol University, Thailand⁶

Correspondence address: Cecep Heriana

Email: cecepheriana.phd@gmail.com

ABSTRACT

Introduction: Covid-19 has spread throughout the world more than 61,27 million patient has infected, including in education clusters that implement boarding schools. Contact investigations on the cluster are necessary to control the spread of the virus. **Aims:** to describe the epidemiological contact pattern of investigation results in the Islamic Boarding school cluster in Kuningan Regency. **Methods:** The design of this study is descriptive with epidemiological approach. The population of all students of Pondok Pesantren X, as many as 164 students, a sample of 157 students who are positive for Covid-19, and research instruments for the Covid-19 outbreak investigation form, The variables studied included age, gender, symptoms, duration of contact, number of contacts, number of contact groups and place of contact. **Result:** Univariate data analysis with epicontact analysis. Results: sex: 33.3% male, 60.03% female, average age 15.05 years, the average number of contacts 3.25 people, the average number of male contacts 2.62 and female 3.39, number of male contact groups 41, number of female contact groups 91. Age of value $p=0.037$. **Conclusions:** Contact pattern conclusions Mostly in the female with the number of contacts between 3-4 people and age is related to the number of contacts. Limiting contact when there is suspicion is necessary to prevent transmission.

Keyword: Epidemiology Close Contact, Contact Investigation, Covid-19

INTRODUCTION

SARS-CoV-2, the virus that causes coronavirus disease 2019 (COVID-19) is a pneumonia disease that became a pandemic in 2020. The disease was first discovered in Wuhan, Hubei Province, China in December 2019. The virus infects human lungs in large numbers and has a far-reaching negative impact on life, especially on human physical and mental health. From the first discovery of COVID-19 patients in December 2019 to November 27, 2020, SARS-CoV-2 has infected 61,277,488 people, with daily additions reaching +10,000 people and causing 1,436,796 deaths worldwide (WHO, 2022). Not only effect on health aspect, COVID-19 is also impact in socio economic aspect on population. Many people lost their job that can direct impact on household income. Deceasing of household income can impact on increasing the amount of poverty. Globally, poverty worldwide increased from 7.8 percent (before pandemic) to 9.1 percent (during pandemic). On social challenge aspect, there occurred the social inequalities between stratum in society, such as low-skilled and high-skilled people, part-time and full-time worker, temporary and self-employed workers. Thus, COVID-19 leads the global burden around the world. The global burden can impact on the population in the future, such as economically, socially among other, etc.

In Indonesia, in the same period, 522,581 confirmed cases with daily additions reaching +5000 people and causing 16,521 deaths (Covid-19 Handling Task Force, 2022). The highest number is in DKI Jakarta Province contributing 20.8% of daily cases, followed by West Java province with 15.3% of cases (PIKOBAR, 2022). Cases in Kuningan Regency are among the highest cases, with this being the most with a prevalence rate of 14/1000 of the population. This is due to the existence of public places that have the potential to hold

long crowds, such as Islamic boarding schools, schools, offices and so on. Rapid transmission in clusters is due to asymptomatic cases with an asymptomatic prevalence in various adult clusters of 29.48% and in children at 24.09% (Ravindra, Malik, Padhi, Goel, & Gupta, 2022).

Social restrictions are carried out to prevent transmission, one of which is schools and Islamic boarding schools, however, there are still several Islamic boarding schools that do not close the activities of Islamic boarding schools and there are still crowds in the Islamic boarding school environment, as a result, there is a spread of cases in the neighbourhood. One of them was at the Husnul Khotimah Islamic boarding school which occurred in October 2020 with the number of confirmed people reaching 467 people from 1083 people in the PCR test (KompasTV Bandung, 2020). Then, the Islamic boarding school cluster reappeared at the Al-Mutawally Islamic boarding school, Bojong Village, Cilimus District, and as many as 102 students tested positive for COVID-19 (Baskara, 2020).

Therefore, to study, prepare, and implement interventions against the outbreak, epidemiologists need extensive contact data analysis tools. Cluster transmission investigations are also needed to determine contact patterns and analysis of disease outbreaks involving various tasks, from data collection to exploratory analysis (Randhawa, Campbell, Crellen, Sudre, & Jombart, 2019). COVID-19 cluster investigation method and guidance has determined by WHO. WHO reveals that cluster investigation aims to rapidly identify, test of suspected people, and isolate properly people who probable and confirmed cases. Thus, cluster investigation is needed by epidemiologist to finding cases.

Furthermore, epidemiological modelling used for event prediction (Funk, Camacho, Kucharski, Eggo, & Edmunds, 2018) or the impact of certain interventions. Currently, outbreak analysis is needed as informatively as

possible, using much available data, including the timing of symptoms, the characterization of the distribution of major delays (e.g. incubation period, serial intervals) and data on contact between patients (Nouvellet et al., 2018). The latter type of data is essential for outbreak analysis, not only because contact between patients is useful for uncovering epidemic triggers (Nouvellet et al., 2015) but also to identify new cases earlier can reduce ongoing transmission through contact tracing. Because students living in Boarding Schools are very vulnerable, not only to the transmission of the virus among students but also, in the end, transmission to their families after travelling (Cesilia, Sudarmaji, Setiabudi, & Nataprawira, 2021). Student living in boarding schools are the closed population because they will stay there with same group there. Thus, infecting each other is the commonly phenomenon in boarding schools.

The research gap is related with the many previous study reveal the risk factor of COVID-19. However, few studies explained the COVID-19 situation through figure on map. This study reveal both the risk factor and mapping the COVID-19 situation. Using this study, the policy maker can know what the significant factor related with the COVID-19 and policy maker can also imagine the COVID-19 situation through map provided in this research.

Students who come into contact with cases in Islamic boarding schools, including close contacts who are not protected, are at risk of being infected with Covid-19. When a COVID-19 patient is diagnosed, then his close contacts are traced, and his close contacts may be local from inside the boarding school or non-local from outside the boarding school.(Luo et al., 2020).

To our knowledge, however, there is still a limited understanding of epicontact in Indonesia. Therefore, identifying this issue is important to increase knowledge of epicontact in Indonesia.Thus, this study aims to identify the use of epicontact, row lists, and contact

data, as well as the basic functions for handling, visualizing, and analyzing epidemiological contact data on ongoing events.

METHODS

Study design

A descriptive research design with epidemiological approach was conducted on November 27, 2020.

Participants

The population of all students and Teacher of Al-Mutawally is 156 students and teacher, a sample of 156 students who are positive for Covid-19. The inclusion criteria were: Students and Caretakers of Islamic boarding schools who have Covid-19 symptoms while at Islamic boarding schools. The exclusion criterion were: Invited guests visiting Islamic Boarding Schools.

Data collection

Data collection was carried out by interviewing through epidemiological investigations and contact tracing. The research instrument used is the Covid-19 outbreak investigation form. Covid-19 surveillance uses a more detailed case investigation form that includes information about specific risk factors, vaccinations or other methods of disease prevention, more detailed clinical information, and names or contact information for other potentially exposed people. Case investigation forms are completed by health care providers, by public health surveillance staff interviewing health care providers, or through abstraction of charts from information collected in patient history.(Teutsch & Churchill, 2000)

Variables

The variables studied included age, sex, symptoms, duration of contact, number of contacts, number of contact groups and place of contact. Age is the length of time a person has lived up to the research. Sex is either of the two main categories (male and female) into which humans and most other living things are divided on the basis of their reproductive functions. People with COVID-19 have had a wide range of symptoms reported – ranging from mild symptoms to severe illness. Symptoms may appear 2-14 days after exposure to the virus. Anyone can have mild to severe symptoms. Possible symptoms include: Fever or chills, Cough, Shortness of breath or difficulty breathing, Fatigue, Muscle or body aches, Headache, New loss of taste or smell, Sore throat, Congestion or runny nose, Nausea or vomiting, Diarrhea (CDC, 2020). The term contact refers to people who are considered to be at risk because of their exposure to someone who is infected. (Braithwaite, Callender, Bullock, & Aldridge, 2020). Contact duration is the length of time a person has been in contact with someone who is positive for Covid-19. The number of contacts is the number of people who interacted during the outbreak period. The number of contact groups is the number of contact clusters from all contacts in one place. Place of contact is a place where interaction occurs between close contact with someone who is positive for Covid-19.

Data Analysis

The data analysis carried out is univariate analysis with the online application Data tab and visualization of the case network (Epi-contact) with the Flourish Studio online application.

This study analyzed bivariate the relationship between age and the number or

proportion of contacts identified and the number or proportion of contacts who were later identified as infected.(Braithwaite et al., 2020). An analysis of bivariate data with Pearson correlation test using SPSS. The statistical tests were two-sided. P-value < 0.05 were considered to be statistically significant.

Ethical Consideration

The ethics of this research was approved by the ethical commission of the Institute of Health Science Kuningan No.73/EP/STIKKU/2020.

RESULT

Table 1. Respondents' characteristics (n=156)

Group	Frequency	%
Sex		
Male	52	33,33
Female	104	66,66
Age		
6-19 Years	152	97,43
20-29 Years	1	0,06
30-39 Years	2	0,12
40-49 Years	1	0,06
Covid-19 Status		
Positif	156	100
Negatif	-	-

Based on table 1, the univariate analysis for the characteristics of the respondents showed that the majority were female (66.66%) and the age of the respondents was mostly 6-19 years (97.43%) and all (100%) were positive for Covid-19. The results of the univariate analysis showed the epicontact of cases in the group of male and female students as shown in figure 1 and figure 2 below. Figure

1 shows the Covid-19 cluster pattern of male students. Interaction between respondents occurs in groups. The respondents contact at least 2 people, the most contact is about 42 people, and the average contact is 10 people; then, the spread occurs massively

COVID-19 Cluster at Male Islamic Boarding School
Sub-District Cilimus, District of Kuningan

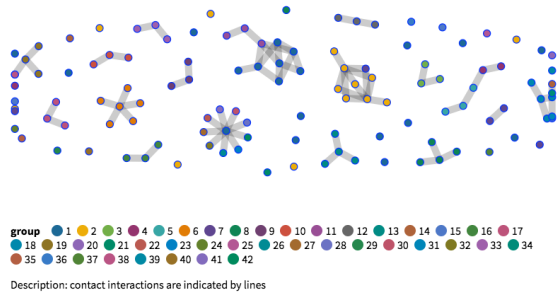


Figure 1. Covid-19 cluster contact pattern of male students

Figure 2 shows the Covid-19 cluster pattern of female students. Respondent contact occurs in a circular pattern with interactions between circles of more than one. This means that the respondent could spread the virus from one group to another more quickly.

COVID-19 Cluster at Female Islamic Boarding School
Sub District Cilimus, District of Kuningan

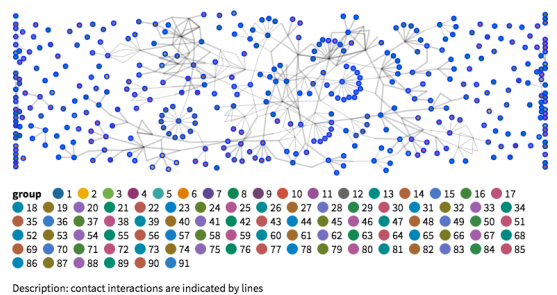


Figure 2. Covid-19 cluster contact pattern of female students



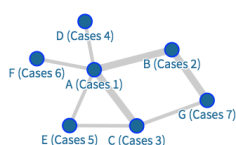
Figure 3. Boxplot distribution of the number of contacts by age in male and female students

The boxplot distribution of the number of contacts by age in male and female students is shown in Figure 3. The average contact is 15 years old, with the lowest being 13 years and the highest being 43 years. The most interactions (contacts) occurred 18 times at the age of 40 years, with an average of 3 contacts per day at the age of 15-20 years. The age of over 25 years shows that this is not a student but a teacher.

Figure 4 shows the epicontact COVID-19 cluster model. The contact model that occurs in Islamic boarding schools with more than 8 hours of contact will be transmitted from case A to case B. The first case or case index (A) shows that five people (B, C, D, E, and F) are in contact as secondary cases before an active case occurs. After contact with the first case (A), two of them are in contact with each other, increasing the risk of spreading to the other, so that there is case seven (G) as a tertiary case.

Epicontact Model Cluster Covid-19
Cluster Islamic Boarding School

group ● 1



The thick line indicates the duration of contact >8 hours
Thin line indicates the duration of contact <8 hours

Figure 4. Epicontact Covid-19 cluster model

Table 2. Correlation analysis of age and the number of contact in Islamic Boarding School Kuningan Regency

Group	Mean	SD	Median	p-value	95% CI	
					Lower	Upper
Correlation						
Age	15,5	3.658	15	0.037	14.926	16.074
The number of contact	3.5	3.3	3			

(SD: standard deviation; CI: confident interval)

The results of the Pearson correlation test showed that the relationship of age with the number of contacts obtained a value of $p = 0.037$. This means, there is a relationship between age and the number of contacts in the Covid-19 cluster at the Al-Mutawally Islamic boarding school, Kuningan Regency. Based on the Confidence interval level (CI 95%), there are reveal that the range above 1 (14.926 – 16.074) that is mean the correlation between age is a risk factor to the number of contact among respondents,

DISCUSSION

In this descriptive research design, we identify the use of epicontact, row lists, and contact data, as well as the basic functions for handling, visualizing, and analyzing epidemiological contact data on ongoing events. Our study found that the average age of the respondents is 15 years old. Furthermore, 33.3% of respondents was male. Among male students, the average contact is

10 people, whereas among female students, the contact occurs in a circular pattern with interactions between circles of more than one. The contact model that occurs was more than 8 hours of contact will be transmitted from case A to case B. Moreover. our study suggested that there was a association between age and the number of contacts in the Covid-19 cluster at the Al-Mutawally Islamic boarding school, Kuningan Regency. To the best of our knowledge, the present study is the first study to have proven an epidemiological contact (Epicontact) Investigation of Covid-19 in the Islamic Boarding School in Indonesian.

There is still a low public understanding of COVID-19, starting from the prevention and implementation of social distancing so that behaviour does not comply with health protocols that have an impact on the widespread transmission of COVID-19 and an increase in the number of positive patients and patients who die (Tian et al., 2020). When viewed from gender, this study shows that women are twice as many as men with a percentage: of 33.3% men, 60.03% women.

Our study found that women are twice as many as men. This is in line with previous study (Ruapertiwi (2021) that the sex of Covid-19 sufferers is the most female. The previous studies also found that close contact investigations in Shinzen China showed that women were 72% more than men 28% of the results of Contact Based Surveillance (Bi et al., 2020). This is because women have more social interactions. The population in the Islamic boarding school cluster is school-age children, so the average patient age is 15.05 years old. The age of close contact is linearly associated with an increased risk of infection after contact with Covid-19 cases with an incidence rate in the adolescent group of 0-17 years of 1.8% (Luo et al., 2020). Then the characteristics of Covid-19 sufferers are on average aged in the productive age range (10-40 years). In the productive age range (10-40 years) have a high lifestyle, mobility and social interaction, so they are very vulnerable to being infected with Covid-19 (Supandi, Kandou, & Langi, 2021).

Previous studies have shown that children are more likely to have milder SARS-CoV-2 infections compared to adults. About 20% of the 171 confirmed cases of PCR, showed asymptomatic in children and adolescents (Cesilia et al., 2021). Plus the risk of transmission in Islamic boarding schools with activities in classrooms, buildings or certain locations that are closed will cause influence on air quality which triggers the spread of the coronavirus so quickly (Ghiffari, 2020).

From the description above, it can be concluded that this study shows that women are more infected with COVID-19 due to environmental factors that are more at risk of spreading the virus. The results of the study are in line with that (H.-Y. Cheng et al., 2020) there are more female cases (56 cases) than male cases (44 cases).

Our finding showed that students had average contact with 3 other students before the PCR test was carried out. A previous study

reported that children and adolescents have more contacts than adults. Another factor is that children may not fully appreciate the health consequences of not wearing a mask; however, even if they recognize their potential for infection, they may feel more compelled to have social interactions, regardless of the health consequences (Doerre & Doblhammer, 2022). Thus, in the present study, one possible reason for this finding may be that adolescent students tend to have close friends who carry out their daily activities simultaneously because they help each other. So that the number of contacts is very risky for the transmission of Covid-19 because it is at risk of transmission between students. In addition, it risks transmitting to their families after traveling (Cesilia et al., 2021). Transmission is very fast in covid-19 in a short time, because of the transmission through droplets when interacting between students. Transmission of Covid-19 occurs through droplets, namely the infection can occur if a person is in a relatively short distance of less than 1 meter (Susilo et al., 2020). With someone who has symptoms of respiratory diseases (e.g. coughing and sneezing), droplet splashes are particularly at risk of transmitting to others if exposed to the oral and nasal mucosa or the potentially infective conjunctival mucosa of the eye (Nugroho, C, Alanish, Istiqomah, & Cahyasari, 2020). In addition, it spreads very quickly from other viruses, also not accompanied by knowledge about the virus (Rifaldi & Laiding, 2021).

This is in line with the research of Nugroho et al. (2020), which suggests that airborne transmission in the same environment, contributes to the risk of spreading the COVID-19 outbreak. Then the risk of fomitus transmission plays a greater role than transmission through droplets as a mechanism in emerging infectious diseases (Yen, 2020). The risk of transmission in addition to the number of contacts is the duration of contact between students during simultaneous activities. The results of a previous study

showed that the reported contact duration within 6 feet of a person with Covid-19 assisted by data from a personal tracing device, showed 14 contacts based on student patients (Volpp, Kraut, Ghosh, & Neatherlin, 2021).

The spread of COVID-19 cases can be minimized by breaking the chain of transmission, which can be done by vaccination, isolation, early detection, and basic protection by washing hands with soap, maintaining social distance, wearing masks, spraying disinfection in places public places and screening for in-person visits. Then carry out contact tracing and tracking (case investigations and outbreak investigations), as well as providing isolation and quarantine facilities to prevent case transmission (H. Y. Cheng et al., 2020; Han et al., 2020). So, from the description above, it is concluded that the risk of spread occurs in a dense environment, especially in rooms where the air does not circulate properly and is coupled with the risk of the number of students interacting in the room.

The spread of COVID-19 cases can be minimized by breaking the chain of transmission, which can be done by vaccination, isolation, early detection, and basic protection by washing hands with soap, maintaining social distance, wearing masks, spraying disinfection in places public places and screening for in-person visits. Then carry out contact tracing and tracking (case investigations and outbreak investigations), as well as providing isolation and quarantine facilities to prevent case transmission (H. Y. Cheng et al., 2020; Han et al., 2020)

Risk of Contact Clusters in Covid Transmission

Students at The Islamic Boarding School carry out daily activities by staying in one room containing 5-10 people according to the area of the room, this is a risk factor for contact and a high risk of transmission of Covid-19 because

there is a transmission from person to person and frequent contact (Luo et al., 2020). Furthermore, apart from the number of people, when there are exposures in room settings, these could be linked to data on the room size, ventilation, and whether windows were open, and then further linked to follow-up on cluster size (Tupper & Colijn, 2021).

The beginning of the spread of cases focused on one environment and gradually spread to another. The focus of one such environment is called a cluster, which makes it a risk of spreading the disease (Vermonte, 2020). Cluster refers to an aggregation of cases grouped in place and time that are suspected to be greater than the number expected, even though the expected number may know (CDC, 2012). Clusters can be defined as an aggregation of actively uncommon events or diseases in space and/or time in amounts that are believed or perceived to be greater than could be expected by chance (Porta, 2008). The word is usually used to describe be a cluster of cases of a rare (usually non-infectious) disease, and putative clusters of disease are often suspected to have an environmental cause on based anecdotal evidence. As a result, much effort is often expended in repo response public outcry in attempts to determine whether a true cluster exists (Webb, Bain, & Page, 2017).

A Covid-19 cluster is defined as a minimum of five confirmed diagnostic cases with illness onsets or initial positive results within 14 days and plausible epidemiologic linkage between cases (NCDHSS, 2021), or a cluster as two or more cases associated with the same location, group, or event around the same time (Madison & Dane County, 2020). Cluster criteria is two or more test-confirmed cases of COVID-19 among individuals associated with a specific non-residential setting with illness onset dates within 14 days (In the absence of detailed information about the type of contact between the cases). The end of the cluster is no test-confirmed cases with illness onset dates in the last 14 days (Gov.UK, 2020)

This cluster is possible because of the interests of the teacher or group leader who has to interact with other groups for the benefit of coordination and teaching. According to research conducted by Mahrana et al. (2020) the risk factors for the occurrence of new clusters are the presentation of initial cases, contact history, clinical manifestations, supporting examinations of the lungs and treatment management. Then, transmission, in this case, is characterized by gastrointestinal symptoms (diarrhoea and nausea), feverish patterns, namely higher temperatures at night to early morning (Wang, Tang, & Wei, 2020). The results of a contact investigation study in Shinzen China, showed that the Attack Rate of contact in the room (room / house) showed 11.2% with AN OR of 15, which means that household members who are in the same room or house are at risk of 15 times to contract it compared to those who are not in the same room or household. In addition, students will carry out meals together during mealtimes, this has the potential to have contact interactions when talking face to face who are at risk of transmission if someone is infected with Covid-19. The results of a study in Shinzen China, showed an Attack rate when eating 8.2% and 23, meaning that those who contacted while eating together were at risk of contracting it 23 times compared to those who did not eat together. Eating together risks interaction and contact with the case for more than 15 minutes. A person who interacts with this case is called a contact case. Tracing and monitoring of close contact cases of COVID-19 in Indonesia is carried out in full through the SILACAK Application. The use of contact tracing technology is in line with a directive from WHO in February 2021 on COVID-19 Contact Tracing, which states that the use of digital technology is important in supporting the surveillance process of contact tracing of COVID-19 cases, considering that tracing is one of the key components of emergency response actions against the spread of infectious diseases. (WHO Indonesia, 2020).

The relationship of age to the number of contacts

The results showed a relationship between age and the number of contacts ($p = 0.037$). This is because students are mostly teenagers. After all, the behavioral characteristic of adolescents is to have a peer playgroup. In the playgroup, teenagers will carry out various daily activities so that it is at risk of increasing the number of contacts. The number of contacts will increase because the activities that are still carried out simultaneously are studying in class and residence in one room, an average of 10 people per room. This is also due to the productive age, especially school age, having activities with high socialization and supported by a closed environment. So that if there is a case in that place, it will spread quickly and massively (Sirajuddin, 2020).

This is research calling secondary attack rate. Secondary attack rate is a measure of the frequency of new cases of a disease among contacts of cases. A secondary attack rate equals the number of cases among contacts of primary cases during the study period divided by the total number of contacts. To calculate the total number of household contacts we normally subtract the number of primary cases from the total number of people residing in those households. (Gregg, 2009).

The results of the study (H.-Y. Cheng et al., 2020) showed from contact tracing, 23 secondary cases were found., It is was estimated that the mean incubation period was 4.1 days (95% credible interval [CrI], 0, 4-15.8), and the median serial interval was 4.1 days (95% CrI, 0.1-27.8) (95% CrI, 0.1-27.8)(H.-Y. Cheng et al., 2020)

This is in line with research (Seftiya & Kosala, 2020) This is in line with research (Seftiya & Kosala, 2020) which suggests that the results of the study show a meaningful

relationship between the number of contacts and age, with a p-value = 0.015 ($p < 0.05$). Also in line with observational analytical research and bivariate tests conducted by Satria et al. (2020), which stated there was a relationship between the number of contacts to age, with a p-value = 0.041. In addition, comorbid diseases, namely hypertension and diabetes mellitus, male sex, and active smokers are risk factors for SARS-CoV-2 infection (Susilo et al., 2022).

The research results are evaluation of the COVID-19 Laboratory-Based Surveillance System in Islamabad - Pakistan 2020 by (Mushtaq et al., 2020) that the system was found to be simple, as a uniform and consistent WHO standard case definition was being used by the laboratory. The system collects necessary information on demographics, clinical signs and symptoms, travel history, number of contacts and co-morbidities from all laboratories. (Mushtaq et al., 2020)

From the description above, it can be concluded that there is a relationship between age and the number of contacts because it is caused by various factors. The dominant factors are environmental and social. COVID-19 is still a disease to watch out for because of its relatively fast transmission, high mortality rate, and absence of definitive therapy. There are still many shortcomings in this study so further studies are needed.

This research has a weakness related with the research design. The research design was used in this study are descriptive and bivariate analysis. The descriptive analysis cannot reveal the association significantly and cannot reveal the causality between variables studied. However, the bivariate analysis can explain the association between research variables. The data was obtained from respondents through cross-sectional design which the design is related with the temporal ambiguity. The temporal ambiguity is the research error that affect on the causality error. Thus, the association between variables

is potentially on bidirectional association. In addition, this study also did not include other variables as a confounding or mediating variables. If both variables was included in the study, researcher can estimate the adjust odds ration which the goodness of fit model in a statistical method. However, this research has a strengthens related with the explaining clearly through figure or picture. Reader can imagine what explaining in this research result. On determining COVID-19 variable, researcher use the COVID-19 test kit to know the status among respondents whether positive or negative of COVID-19. Related with the instruments, this research used the Covid-19 outbreak investigation form. Covid-19 surveillance uses a more detailed case investigation form that includes information about specific risk factors, vaccinations or other methods of disease prevention, more detailed clinical information, and names or contact information for other potentially exposed people. Thus, this instrument cannot be doubted because it includes complete information

CONCLUSION

The conclusion of contact patterns is mostly in women with the number of contacts between 3-4 people and age is related to the number of contacts. The advice needs to limit contact when there is a need to prevent transmission

REFERENCE

- Baskara, B. (2020, Oktober). 102 Santri Ponpes Al-Mutawally Kuningan Positif COVID-19. *Detik.com*.
- Bi, Q., Wu, Y., Mei, S., Ye, C., Zou, X., Zhang, Z., ... Feng, T. (2020). Epidemiology and transmission of COVID-19 in 391 cases

- and 1286 of their close contacts in Shenzhen, China: a retrospective cohort study. *The Lancet Infectious Diseases*, 20(8), 911–919.
[https://doi.org/10.1016/S1473-3099\(20\)30287-5](https://doi.org/10.1016/S1473-3099(20)30287-5)
- Braithwaite, I., Callender, T., Bullock, M., & Aldridge, R. W. (2020). Automated and partly automated contact tracing: a systematic review to inform the control of COVID-19. *The Lancet Digital Health*, 2(11), e607–e621.
[https://doi.org/10.1016/S2589-7500\(20\)30184-9](https://doi.org/10.1016/S2589-7500(20)30184-9)
- CDC. (2012). Principles of Epidemiology in Public Health Practice, Third Edition An Introduction to Applied Epidemiology and Biostatistics.
- CDC. (2020). Symptoms of COVID-19.
- Cesilia, C., Sudarmaji, S., Setiabudi, D., & Nataprawira, H. M. (2021). Case report of a COVID-19 family cluster originating from a boarding school. *Paediatrica Indonesiana*, 61(1), 53–60.
<https://doi.org/10.14238/pi61.1.2021.53-60>
- Cheng, H.-Y., Jian, S.-W., Liu, D.-P., Ng, T.-C., Huang, W.-T., & Lin, H.-H. (2020). Contact Tracing Assessment of COVID-19 Transmission Dynamics in Taiwan and Risk at Different Exposure Periods Before and After Symptom Onset. *JAMA Internal Medicine*, 180(9).
<https://doi.org/10.1001/jamainternmed.2020.2020>
- Cheng, H. Y., Jian, S. W., Liu, D. P., Ng, T. C., Huang, W. T., & Lin, H. H. (2020). Contact Tracing Assessment of COVID-19 Transmission Dynamics in Taiwan and Risk at Different Exposure Periods before and after Symptom Onset. *JAMA Internal Medicine*, 180(9), 1156–1163.
<https://doi.org/10.1001/jamainternmed.2020.2020>
- Doerre, A., & Doblhammer, G. (2022). The influence of gender on COVID-19 infections and mortality in Germany: Insights from age- and gender-specific modeling of contact rates, infections, and deaths in the early phase of the pandemic. *PLoS ONE*, 17(5 May), 1–20.
<https://doi.org/10.1371/journal.pone.0268119>
- Funk, S., Camacho, A., Kucharski, A. J., Eggo, R. M., & Edmunds, W. J. (2018). Real-Time Forecasting Of Infectious Disease Dynamics With A Stochastic Semi-Mechanistic Model. *Epidemics*, 3(2), 56–61.
<https://doi.org/10.1016/j.epidem.2016.11.003>
- Ghiffari, R. A. (2020). Dampak Populasi dan Mobilitas Perkotaan terhadap Penyebaran Pandemi Covid-19 di Jakarta.
- Gov.UK. (2020). Guidance COVID-19: epidemiological definitions of outbreaks and clusters in particular settings.
- Gregg, M. B. (2009). *Field Epidemiology: 3rd (third) Edition*. Oxford University Press, USA.
- Han, Y., Liu, Y., Zhou, L., Chen, E., Liu, P., Pan, X., & Lu, Y. (2020). Epidemiological Assessment of Imported Coronavirus Disease 2019 (COVID-19) Cases in the Most Affected City Outside of Hubei Province, Wenzhou, China. *JAMA network open*, 3(4), e206785.
<https://doi.org/10.1001/jamanetworkopen.2020.6785>
- KompasTV Bandung. (2020). Rekor! 405 Santri Ponpes Husnul Khotimah Kuningan Covid-19. *Kompas TV*, hal. 2.
- Luo, L., Liu, D., Liao, X., Wu, X., Jing, Q., Zheng, J., ... Li, Z. (2020). Modes of contact and risk of transmission in COVID-19 among close contacts. *MedRxiv*.

- Madison & Dane County. (2020). Understanding 'Clusters.'
- Mahrana, Faisal, H. K. P., Khairan, P., Mutmainah, I., Rahmawati, F. N., Marwadhani, S. S., ... Prawirohardjo, P. (2020). Kasus COVID-19 Ringan Pada Tenaga Medis : Evaluasi Temuan Klinis dan Risiko Transmisi. *Journal Indonesia Medical Association*, 70(4). <https://doi.org/10.47830/jinma-vol.70.4-2020-223>
- Mushtaq, A., Ikram, A., Chaudhry, A., Sandhu, M., Khalid, F., Hussain, S., ... Salman, M. (2020). Evaluation of the COVID-19 Laboratory-Based Surveillance System in Islamabad-Pakistan 2020. *Global Biosecurity*, 1(4). <https://doi.org/10.31646/gbio.73>
- NCDHSS. (2021). Outbreaks and Clusters.
- Nouvellet, P., Cori, A., Garske, T., Blake, I. M., Dorigatti, I., Hinsley, W., ... Riley, S. (2018). A Simple Approach To Measure Transmissibility and Forecast Incidence. *Epidemics*, 22(2), 29–35. <https://doi.org/10.1016/j.epidem.2017.02.012>
- Nouvellet, P., Garske, T., Mills, H. L., Nedjati-Gilani, G., Hinsley, W., Blake, I. M., ... Ferguson, N. M. (2015). The Role of Rapid Diagnostics in Managing Ebola Epidemics. *Nature*, 52(8), 109–116. <https://doi.org/10.1038/nature16041>
- Nugroho, W. D., C, W. I., Alanish, S. T., Istiqomah, N., & Cahyasari, I. (2020). Literature Review : Transmisi Covid-19 dari Manusia ke Manusia Di Asia. *jurnal of Bionursing*, 2(2), 101–112.
- PIKOBAR. (2022). Sebaran Data COVID-19 Jawa Barat.
- Porta, M. (2008). *A dictionary of epidemiology*. Oxford university press.
- Randhawa, N., Campbell, F., Crellen, T., Sudre, B., & Jombart, T. (2019). Epicontacts : Handling , Visualisation and Analysis of epidemiological contacts, (May), 1–12.
- Ravindra, K., Malik, V. S., Padhi, B. K., Goel, S., & Gupta, M. (2022). Asymptomatic infection and transmission of COVID-19 among clusters: systematic review and meta-analysis. *Public Health*, 203, 100–109. <https://doi.org/10.1016/j.puhe.2021.12.003>
- Rifaldi, F., & Laiding, S. R. (2021). *Karakteristik Penderita Covid-19 Di Rsup Dr. Wahidin Sudirohusodo Makassar Periode April – Juni 2020*. UNIVERSITAS HASANUDDIN.
- Ruapertiwi, A. M. (2021). *Epidemiologi Pasien Coronavirus Disease di Rumah Sakit Tingkat II Putri Hijau Kesdam I/Bukit Barisan Medan Sumatera Utara*. Universitas Islam Negeri Sumatera Utara.
- Satria, R. M. A., Tutupoho, R. V., & Chalidyanto, D. (2020). Analisis Faktor Risiko Kematian dengan Penyakit Komorbid Covid-19. *Jurnal Keperawatan Silampari*, 4(1), 48–55.
- Seftiya, A., & Kosala, K. (2020). Epidemiologi Karakteristik Pasien Covid-19 di Kalimantan Utara. *Jurnal Sains dan Kesehatan*, 3(5), 645–653.
- Sirajuddin, N. (2020). Pengaruh Kontak Erat terhadap Kasus Konfirmasi Covid- 19 di Kota Makassar Tahun 2020, 100–110.
- Supandi, T. P., Kandou, G. D., & Langi, F. L. F. G. (2021). Karakteristik Penderita Coronavirus Disease 2019 Di Kota Kotamobagu. *Jurnal KESMAS*, 10(8), 41–49.
- Susilo, A., Olivia, C., Jasirwan, M., Wafa, S., Maria, S., Rajabto, W., ... Cipto, R. (2022). Review of Current Literatures Mutasi dan Varian Coronavirus Disease 2019 (COVID-19): Tinjauan Literatur Terkini, 9(1), 59–81.
- Susilo, A., Rumende, C. M., Pitoyo, C. W.,

- Santoso, W. D., Yulianti, M., Sinto, R., ... Cipto, R. (2020). Coronavirus Disease 2019 : Tinjauan Literatur Terkini. *Jurnal Penyakit Dalam Indonesia*, 7(1), 45–67.
- Teutsch, S. M., & Churchill, R. E. (2000). *Principles and practice of public health surveillance*. Oxford University Press, USA.
- Tian, S., Hu, N., Lou, J., Chen, K., Kang, X., Xiang, Z., ... Zhang, J. (2020). Characteristics of COVID-19 infection in Beijing. *Journal of Infection*, 80(4), 401–406.
<https://doi.org/10.1016/j.jinf.2020.02.018>
- Tupper, P., & Colijn, C. (2021). COVID-19 in schools: Mitigating classroom clusters in the context of variable transmission. *PLoS Computational Biology*, 17(7), 1–20.
<https://doi.org/10.1371/journal.pcbi.1009120>
- Vermonte, P. (2020). Karakteristik dan Persebaran COVID-19 di Indonesia : Temuan Awal, (April), 1–12.
- Volpp, K. G., Kraut, B. H., Ghosh, S., & Neatherlin, J. (2021). Minimal SARS-CoV-2 Transmission After Implementation of a Comprehensive Mitigation Strategy at a School — New Jersey, August 20–November 27, 2020. *MMWR Recommendations and Reports*, 70(11), 377–381.
<https://doi.org/10.15585/mmwr.mm7011a2>
- Wang, W., Tang, J., & Wei, F. (2020). Updated understanding of the outbreak of 2019 novel coronavirus (2019-nCoV) in Wuhan, China. *Journal Medical Virology*, 92(4), 441–447.
<https://doi.org/10.1002/jmv.25689>
- Webb, P., Bain, C., & Page, A. (2017). *Essential epidemiology: an introduction for students and health professionals*. Cambridge University Press.
- WHO Indonesia. (2020). Coronavirus Disease 2019 (COVID-19) Ikhtisar Kegiatan-8. *World Health Organization*, 19(Desember), 1–12.
- Yen, M. Y. (2020). Interrupting covid-19 transmission by implementing enhanced traffic control bundling: implications for global prevention and control efforts'. *Journal Of Microbiology, Immunology, and Infection*, 65(2).

Lampiran 5

EPIDEMIOLOGICAL CONTACT (EPICONTACT) INVESTIGATION OF COVID-19 AT ISLAMIC BOARDING SCHOOLS IN KUNINGAN REGENCY, INDONESIA

Cecep Heriana^{1,2}, Faridah Binti Moh. Said¹, Farzana Yasmin¹, Dieta Nurrika^{3,4}, Purwo Setiyo Nugroho^{5,6}

Lincoln University College Malaysia¹

Institute of Health Science Kuningan²

Department of Public Health, School of Health Science Banten, Indonesia³

Ministry of Research, Technology and Higher Education, Higher Education Service Institutions (LL-DIKTI) Region IV, Bandung, Indonesia⁴

Faculty of Public Health Universitas Muhammadiyah Kalimantan Timur, Indonesia⁵

Institute for Population and Social Research, Mahidol University, Thailand⁶

Correspondence address: Cecep Heriana

Email: cecepheriana.phd@gmail.com

ABSTRACT

Introduction: Covid-19 has spread throughout the world more than 61,27 million patient has infected, including in education clusters that implement boarding schools. Contact investigations on the cluster are necessary to control the spread of the virus. **Aims:** to describe the epidemiological contact pattern of investigation results in the Islamic Boarding school cluster in Kuningan Regency. **Methods:** The design of this study is descriptive with epidemiological approach. The population of all students of Pondok Pesantren X, as many as 164 students, a sample of 157 students who are positive for Covid-19, and research instruments for the Covid-19 outbreak investigation form, The variables studied included age, gender, symptoms, duration of contact, number of contacts, number of contact groups and place of contact. **Result:** Univariate data analysis with epicontact analysis. Results: sex: 33.3% male, 60.03% female, average age 15.05 years, the average number of contacts 3.25 people, the average number of male contacts 2.62 and female 3.39, number of male contact groups 41, number of female contact groups 91. Age of value $p=0.037$. **Conclusions:** Contact pattern conclusions Mostly in the female with the number of contacts between 3-4 people and age is related to the number of contacts. Limiting contact when there is suspicion is necessary to prevent transmission.

Keyword: Epidemiology Close Contact, Contact Investigation, Covid-19

INTRODUCTION

SARS-CoV-2, the virus that causes coronavirus disease 2019 (COVID-19) is a pneumonia disease that became a pandemic in 2020. The disease was first discovered in Wuhan, Hubei Province, China in December 2019. The virus infects human lungs in large numbers and has a far-reaching negative impact on life, especially on human physical and mental health. From the first discovery of COVID-19 patients in December 2019 to November 27, 2020, SARS-CoV-2 has infected 61,277,488 people, with daily additions reaching +10,000 people and causing 1,436,796 deaths worldwide (WHO, 2022). Not only effect on health aspect, COVID-19 is also impact in socio economic aspect on population. Many people lost their job that can direct impact on household income. Deceasing of household income can impact on increasing the amount of poverty. Globally, poverty worldwide increased from 7.8 percent (before pandemic) to 9.1 percent (during pandemic). On social challenge aspect, there occurred the social inequalities between stratum in society, such as low-skilled and high-skilled people, part-time and full-time worker, temporary and self-employed workers. Thus, COVID-19 leads the global burden around the world. The global burden can impact on the population in the future, such as economically, socially among other, etc.

In Indonesia, in the same period, 522,581 confirmed cases with daily additions reaching +5000 people and causing 16,521 deaths (Covid-19 Handling Task Force, 2022). The highest number is in DKI Jakarta Province contributing 20.8% of daily cases, followed by West Java province with 15.3% of cases (PIKOBAR, 2022). Cases in Kuningan Regency are among the highest cases, with this being the most with a prevalence rate of 14/1000 of the population. This is due to the existence of public places that have the potential to hold long crowds, such as Islamic boarding schools, schools, offices and so on. Rapid transmission

in clusters is due to asymptomatic cases with an asymptomatic prevalence in various adult clusters of 29.48% and in children at 24.09% (Ravindra, Malik, Padhi, Goel, & Gupta, 2022).

Social restrictions are carried out to prevent transmission, one of which is schools and Islamic boarding schools, however, there are still several Islamic boarding schools that do not close the activities of Islamic boarding schools and there are still crowds in the Islamic boarding school environment, as a result, there is a spread of cases in the neighbourhood. One of them was at the Husnul Khotimah Islamic boarding school which occurred in October 2020 with the number of confirmed people reaching 467 people from 1083 people in the PCR test (KompasTV Bandung, 2020). Then, the Islamic boarding school cluster reappeared at the Al-Mutawally Islamic boarding school, Bojong Village, Cilimus District, and as many as 102 students tested positive for COVID-19 (Baskara, 2020).

Therefore, to study, prepare, and implement interventions against the outbreak, epidemiologists need extensive contact data analysis tools. Cluster transmission investigations are also needed to determine contact patterns and analysis of disease outbreaks involving various tasks, from data collection to exploratory analysis (Randhawa, Campbell, Crellen, Sudre, & Jombart, 2019). COVID-19 cluster investigation method and guidance has determined by WHO. WHO reveals that cluster investigation aims to rapidly identify, test of suspected people, and isolate properly people who probable and confirmed cases. Thus, cluster investigation is needed by epidemiologist to finding cases.

Furthermore, epidemiological modelling used for event prediction (Funk, Camacho, Kucharski, Eggo, & Edmunds, 2018) or the impact of certain interventions. Currently, outbreak analysis is needed as informatively as possible, using much available data, including the timing of symptoms, the characterization of the distribution of major delays (e.g.

incubation period, serial intervals) and data on contact between patients (Nouvellet et al., 2018). The latter type of data is essential for outbreak analysis, not only because contact between patients is useful for uncovering epidemic triggers (Nouvellet et al., 2015) but also to identify new cases earlier can reduce ongoing transmission through contact tracing. Because students living in Boarding Schools are very vulnerable, not only to the transmission of the virus among students but also, in the end, transmission to their families after travelling (Cesilia, Sudarmaji, Setiabudi, & Nataprawira, 2021). Student living in boarding schools are the closed population because they will stay there with same group there. Thus, infecting each other is the commonly phenomenon in boarding schools.

The research gap is related with the many previous study reveal the risk factor of COVID-19. However, few studies explained the COVID-19 situation through figure on map. This study reveal both the risk factor and mapping the COVID-19 situation. Using this study, the policy maker can know what the significant factor related with the COVID-19 and policy maker can also imagine the COVID-19 situation through map provided in this research.

Students who come into contact with cases in Islamic boarding schools, including close contacts who are not protected, are at risk of being infected with Covid-19. When a COVID-19 patient is diagnosed, then his close contacts are traced, and his close contacts may be local from inside the boarding school or non-local from outside the boarding school.(Luo et al., 2020).

To our knowledge, however, there is still a limited understanding of epicontact in Indonesia. Therefore, identifying this issue is important to increase knowledge of epicontact in Indonesia. Thus, this study aims to identify the use of epicontact, row lists, and contact data, as well as the basic functions for handling, visualizing, and analyzing epidemiological contact data on ongoing events.

METHODS

Study design

A descriptive research design with epidemiological approach was conducted on November 27, 2020.

Participants

The population of all students and Teacher of Al-Mutawally is 156 students and teacher, a sample of 156 students who are positive for Covid-19. The inclusion criteria were: Students and Caretakers of Islamic boarding schools who have Covid-19 symptoms while at Islamic boarding schools. The exclusion criterion were: Invited guests visiting Islamic Boarding Schools.

Data collection

Data collection was carried out by interviewing through epidemiological investigations and contact tracing. The research instrument used is the Covid-19 outbreak investigation form. Covid-19 surveillance uses a more detailed case investigation form that includes information about specific risk factors, vaccinations or other methods of disease prevention, more detailed clinical information, and names or contact information for other potentially exposed people. Case investigation forms are completed by health care providers, by public health surveillance staff interviewing health care providers, or through abstraction of charts from information collected in patient history.(Teutsch & Churchill, 2000)

Variables

The variables studied included age, sex, symptoms, duration of contact, number of contacts, number of contact groups and place of contact. Age is the length of time a person has lived up to the research. Sex is either of the two main categories (male and female) into which humans and most other living things are divided on the basis of their reproductive functions. People with COVID-19 have had a wide range of symptoms reported – ranging from mild symptoms to severe illness. Symptoms may appear 2-14 days after exposure to the virus. Anyone can have mild to severe symptoms. Possible symptoms include: Fever or chills, Cough, Shortness of breath or difficulty breathing, Fatigue, Muscle or body aches, Headache, New loss of taste or smell, Sore throat, Congestion or runny nose, Nausea or vomiting, Diarrhea (CDC, 2020). The term contact refers to people who are considered to be at risk because of their exposure to someone who is infected. (Braithwaite, Callender, Bullock, & Aldridge, 2020). Contact duration is the length of time a person has been in contact with someone who is positive for Covid-19. The number of contacts is the number of people who interacted during the outbreak period. The number of contact groups is the number of contact clusters from all contacts in one place. Place of contact is a place where interaction occurs between close contact with someone who is positive for Covid-19.

Data Analysis

The data analysis carried out is univariate analysis with the online application Data tab and visualization of the case network (Epi-contact) with the Flourish Studio online application.

This study analyzed bivariate the relationship between age and the number or proportion of contacts identified and the number or proportion of contacts who were later identified as infected.(Braithwaite et al.,

2020). An analysis of bivariate data with Pearson correlation test using SPSS. The statistical tests were two-sided. P-value < 0.05 were considered to be statistically significant.

Ethical Consideration

The ethics of this research was approved by the ethical commission of the Institute of Health Science Kuningan No.73/EP/STIKKU/2020.

RESULT

Table 1. Respondents' characteristics (n=156)

Group	Frequency	%
Sex		
Male	52	33,33
Female	104	66,66
Age		
6-19 Years	152	97,43
20-29 Years	1	0,06
30-39 Years	2	0,12
40-49 Years	1	0,06
Covid-19 Status		
Positif	156	100
Negatif	-	-

Based on table 1, the univariate analysis for the characteristics of the respondents showed that the majority were female (66.66%) and the age of the respondents was mostly 6-19 years (97.43%) and all (100%) were positive for Covid-19. The results of the univariate analysis showed the epicontact of cases in the group of male and female students as shown in figure 1 and figure 2 below. Figure 1 shows the Covid-19 cluster pattern of male students. Interaction between respondents occurs in groups. The respondents contact at least 2 people, the most contact is about 42

people, and the average contact is 10 people; then, the spread occurs massively.

COVID-19 Cluster at Male Islamic Boarding School
Sub-District Cilimus, District of Kuningan

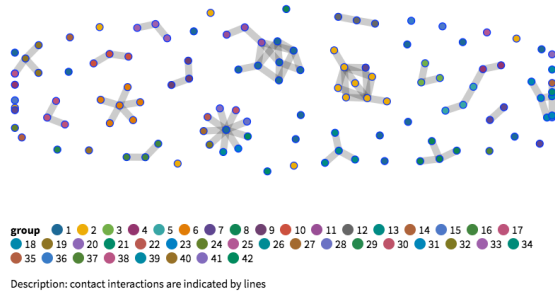


Figure 1. Covid-19 cluster contact pattern of male students

Figure 2 shows the Covid-19 cluster pattern of female students. Respondent contact occurs in a circular pattern with interactions between circles of more than one. This means that the respondent could spread the virus from one group to another more quickly.

COVID-19 Cluster at Female Islamic Boarding School
Sub District Cilimus, District of Kuningan

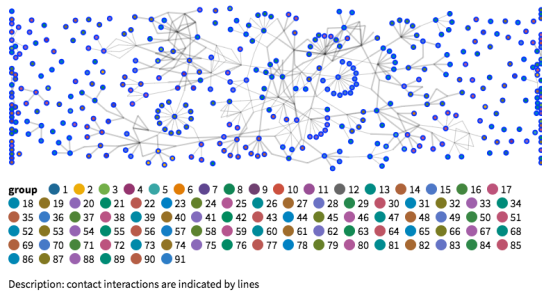


Figure 2. Covid-19 cluster contact pattern of female students



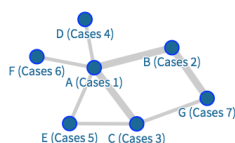
Figure 3. Boxplot distribution of the number of contacts by age in male and female students

The boxplot distribution of the number of contacts by age in male and female students is shown in Figure 3. The average contact is 15 years old, with the lowest being 13 years and the highest being 43 years. The most interactions (contacts) occurred 18 times at the age of 40 years, with an average of 3 contacts per day at the age of 15-20 years. The age of over 25 years shows that this is not a student but a teacher.

Figure 4 shows the epicontact COVID-19 cluster model. The contact model that occurs in Islamic boarding schools with more than 8 hours of contact will be transmitted from case A to case B. The first case or case index (A) shows that five people (B, C, D, E, and F) are in contact as secondary cases before an active case occurs. After contact with the first case (A), two of them are in contact with each other, increasing the risk of spreading to the other, so that there is case seven (G) as a tertiary case.

Epicontact Model Cluster Covid-19
Cluster Islamic Boarding School

group ● 1



The thick line indicates the duration of contact >8 hours
Thin line indicates the duration of contact <8 hours

Figure 4. Epicontact Covid-19 cluster model

Table 2. Correlation analysis of age and the number of contact in Islamic Boarding School Kuningan Regency

Group	Mean	SD	Median	p-value	95% CI	
					Lower	Upper
Correlation						
Age	15,5	3.658	15	0.037	14.926	16.074
The number of contact	3.5	3.3	3			

(SD: standard deviation; CI: confident interval)

The results of the Pearson correlation test showed that the relationship of age with the number of contacts obtained a value of $p = 0.037$. This means, there is a relationship between age and the number of contacts in the Covid-19 cluster at the Al-Mutawally Islamic boarding school, Kuningan Regency. Based on the Confidence interval level (CI 95%), there are reveal that the range above 1 (14.926 – 16.074) that is mean the correlation between age is a risk factor to the number of contact among respondents,

DISCUSSION

In this descriptive research design, we identify the use of epicontact, row lists, and contact data, as well as the basic functions for handling, visualizing, and analyzing epidemiological contact data on ongoing events. Our study found that the average age of the respondents is 15 years old. Furthermore, 33.3% of respondents was male.

Among male students, the average contact is 10 people, whereas among female students, the contact occurs in a circular pattern with interactions between circles of more than one. The contact model that occurs was more than 8 hours of contact will be transmitted from case A to case B. Moreover. our study suggested that there was a association between age and the number of contacts in the Covid-19 cluster at the Al-Mutawally Islamic boarding school, Kuningan Regency. To the best of our knowledge, the present study is the first study to have proven an epidemiological contact (Epicontact) Investigation of Covid-19 in the Islamic Boarding School in Indonesian.

There is still a low public understanding of COVID-19, starting from the prevention and implementation of social distancing so that behaviour does not comply with health protocols that have an impact on the widespread transmission of COVID-19 and an increase in the number of positive patients and patients who die (Tian et al., 2020). When viewed from gender, this study shows that

women are twice as many as men with a percentage: of 33.3% men, 60.03% women.

Our study found that women are twice as many as men. This is in line with previous study (Ruapertiwi (2021) that the sex of Covid-19 sufferers is the most female. The previous studies also found that close contact investigations in Shinzen China showed that women were 72% more than men 28% of the results of Contact Based Surveillance (Bi et al., 2020). This is because women have more social interactions. The population in the Islamic boarding school cluster is school-age children, so the average patient age is 15.05 years old. The age of close contact is linearly associated with an increased risk of infection after contact with Covid-19 cases with an incidence rate in the adolescent group of 0-17 years of 1.8% (Luo et al., 2020). Then the characteristics of Covid-19 sufferers are on average aged in the productive age range (10-40 years). In the productive age range (10-40 years) have a high lifestyle, mobility and social interaction, so they are very vulnerable to being infected with Covid-19 (Supandi, Kandou, & Langi, 2021).

Previous studies have shown that children are more likely to have milder SARS-CoV-2 infections compared to adults. About 20% of the 171 confirmed cases of PCR, showed asymptomatic in children and adolescents (Cesilia et al., 2021). Plus the risk of transmission in Islamic boarding schools with activities in classrooms, buildings or certain locations that are closed will cause influence on air quality which triggers the spread of the coronavirus so quickly (Ghiffari, 2020).

From the description above, it can be concluded that this study shows that women are more infected with COVID-19 due to environmental factors that are more at risk of spreading the virus. The results of the study are in line with that (H.-Y. Cheng et al., 2020) there are more female cases (56 cases) than male cases (44 cases).

Our finding showed that students had average contact with 3 other students before the PCR test was carried out. A previous study reported that children and adolescents have more contacts than adults. Another factor is that children may not fully appreciate the health consequences of not wearing a mask; however, even if they recognize their potential for infection, they may feel more compelled to have social interactions, regardless of the health consequences (Doerre & Doblhammer, 2022). Thus, in the present study, one possible reason for this finding may be that adolescent students tend to have close friends who carry out their daily activities simultaneously because they help each other. So that the number of contacts is very risky for the transmission of Covid-19 because it is at risk of transmission between students. In addition, it risks transmitting to their families after traveling (Cesilia et al., 2021). Transmission is very fast in covid-19 in a short time, because of the transmission through droplets when interacting between students. Transmission of Covid-19 occurs through droplets, namely the infection can occur if a person is in a relatively short distance of less than 1 meter (Susilo et al., 2020). With someone who has symptoms of respiratory diseases (e.g. coughing and sneezing), droplet splashes are particularly at risk of transmitting to others if exposed to the oral and nasal mucosa or the potentially infective conjunctival mucosa of the eye (Nugroho, C, Alanish, Istiqomah, & Cahyasaki, 2020). In addition, it spreads very quickly from other viruses, also not accompanied by knowledge about the virus (Rifaldi & Laiding, 2021).

This is in line with the research of Nugroho et al. (2020), which suggests that airborne transmission in the same environment, contributes to the risk of spreading the COVID-19 outbreak. Then the risk of fomitus transmission plays a greater role than transmission through droplets as a mechanism in emerging infectious diseases (Yen, 2020). The risk of transmission in addition

to the number of contacts is the duration of contact between students during simultaneous activities. The results of a previous study showed that the reported contact duration within 6 feet of a person with Covid-19 assisted by data from a personal tracing device, showed 14 contacts based on student patients (Volpp, Kraut, Ghosh, & Neatherlin, 2021).

The spread of COVID-19 cases can be minimized by breaking the chain of transmission, which can be done by vaccination, isolation, early detection, and basic protection by washing hands with soap, maintaining social distance, wearing masks, spraying disinfection in places public places and screening for in-person visits. Then carry out contact tracing and tracking (case investigations and outbreak investigations), as well as providing isolation and quarantine facilities to prevent case transmission (H. Y. Cheng et al., 2020; Han et al., 2020). So, from the description above, it is concluded that the risk of spread occurs in a dense environment, especially in rooms where the air does not circulate properly and is coupled with the risk of the number of students interacting in the room.

The spread of COVID-19 cases can be minimized by breaking the chain of transmission, which can be done by vaccination, isolation, early detection, and basic protection by washing hands with soap, maintaining social distance, wearing masks, spraying disinfection in places public places and screening for in-person visits. Then carry out contact tracing and tracking (case investigations and outbreak investigations), as well as providing isolation and quarantine facilities to prevent case transmission (H. Y. Cheng et al., 2020; Han et al., 2020)

Risk of Contact Clusters in Covid Transmission

Students at The Islamic Boarding School carry out daily activities by staying in one room

containing 5-10 people according to the area of the room, this is a risk factor for contact and a high risk of transmission of Covid-19 because there is a transmission from person to person and frequent contact (Luo et al., 2020). Furthermore, apart from the number of people, when there are exposures in room settings, these could be linked to data on the room size, ventilation, and whether windows were open, and then further linked to follow-up on cluster size (Tupper & Colijn, 2021).

The beginning of the spread of cases focused on one environment and gradually spread to another. The focus of one such environment is called a cluster, which makes it a risk of spreading the disease (Vermonte, 2020). Cluster refers to an aggregation of cases grouped in place and time that are suspected to be greater than the number expected, even though the expected number may know (CDC, 2012). Clusters can be defined as an aggregation of actively uncommon events or diseases in space and/or time in amounts that are believed or perceived to be greater than could be expected by chance (Porta, 2008). The word is usually used to describe be a cluster of cases of a rare (usually non-infectious) disease, and putative clusters of disease are often suspected to have an environmental cause on based anecdotal evidence. As a result, much effort is often expended in repo response public outcry in attempts to determine whether a true cluster exists (Webb, Bain, & Page, 2017).

A Covid-19 cluster is defined as a minimum of five confirmed diagnostic cases with illness onsets or initial positive results within 14 days and plausible epidemiologic linkage between cases (NCDHSS, 2021), or a cluster as two or more cases associated with the same location, group, or event around the same time (Madison & Dane County, 2020). Cluster criteria is two or more test-confirmed cases of COVID-19 among individuals associated with a specific non-residential setting with illness onset dates within 14 days (In the absence of detailed information about the type of contact between the cases). The

end of the cluster is no test-confirmed cases with illness onset dates in the last 14 days (Gov.UK, 2020)

This cluster is possible because of the interests of the teacher or group leader who has to interact with other groups for the benefit of coordination and teaching. According to research conducted by Mahrana et al. (2020) the risk factors for the occurrence of new clusters are the presentation of initial cases, contact history, clinical manifestations, supporting examinations of the lungs and treatment management. Then, transmission, in this case, is characterized by gastrointestinal symptoms (diarrhoea and nausea), feverish patterns, namely higher temperatures at night to early morning (Wang, Tang, & Wei, 2020). The results of a contact investigation study in Shinzen China, showed that the Attack Rate of contact in the room (room / house) showed 11.2% with AN OR of 15, which means that household members who are in the same room or house are at risk of 15 times to contract it compared to those who are not in the same room or household. In addition, students will carry out meals together during mealtimes, this has the potential to have contact interactions when talking face to face who are at risk of transmission if someone is infected with Covid-19. The results of a study in Shinzen China, showed an Attack rate when eating 8.2% and 23, meaning that those who contacted while eating together were at risk of contracting it 23 times compared to those who did not eat together. Eating together risks interaction and contact with the case for more than 15 minutes. A person who interacts with this case is called a contact case. Tracing and monitoring of close contact cases of COVID-19 in Indonesia is carried out in full through the SILACAK Application. The use of contact tracing technology is in line with a directive from WHO in February 2021 on COVID-19 Contact Tracing, which states that the use of digital technology is important in supporting the surveillance process of contact tracing of COVID-19 cases, considering that tracing is one of the key

components of emergency response actions against the spread of infectious diseases. (WHO Indonesia, 2020).

The relationship of age to the number of contacts

The results showed a relationship between age and the number of contacts ($p = 0.037$). This is because students are mostly teenagers. After all, the behavioral characteristic of adolescents is to have a peer playgroup. In the playgroup, teenagers will carry out various daily activities so that it is at risk of increasing the number of contacts. The number of contacts will increase because the activities that are still carried out simultaneously are studying in class and residence in one room, an average of 10 people per room. This is also due to the productive age, especially school age, having activities with high socialization and supported by a closed environment. So that if there is a case in that place, it will spread quickly and massively (Sirajuddin, 2020).

This is research calling secondary attack rate. Secondary attack rate is a measure of the frequency of new cases of a disease among contacts of cases. A secondary attack rate equals the number of cases among contacts of primary cases during the study period divided by the total number of contacts. To calculate the total number of household contacts we normally subtract the number of primary cases from the total number of people residing in those households. (Gregg, 2009).

The results of the study (H.-Y. Cheng et al., 2020) showed from contact tracing, 23 secondary cases were found., It is was estimated that the mean incubation period was 4.1 days (95% credible interval [CrI], 0, 4-15.8), and the median serial interval was 4.1 days (95% CrI, 0.1-27.8) (95% CrI, 0.1-27.8)(H.-Y. Cheng et al., 2020)

This is in line with research (Seftiya & Kosala, 2020) This is in line with research (Seftiya & Kosala, 2020) which suggests that the results of the study show a meaningful relationship between the number of contacts and age, with a p-value = 0.015 ($p < 0.05$). Also in line with observational analytical research and bivariate tests conducted by Satria et al. (2020), which stated there was a relationship between the number of contacts to age, with a p-value = 0.041. In addition, comorbid diseases, namely hypertension and diabetes mellitus, male sex, and active smokers are risk factors for SARS-CoV-2 infection (Susilo et al., 2022).

The research results are evaluation of the COVID-19 Laboratory-Based Surveillance System in Islamabad - Pakistan 2020 by (Mushtaq et al., 2020) that the system was found to be simple, as a uniform and consistent WHO standard case definition was being used by the laboratory. The system collects necessary information on demographics, clinical signs and symptoms, travel history, number of contacts and co-morbidities from all laboratories. (Mushtaq et al., 2020)

From the description above, it can be concluded that there is a relationship between age and the number of contacts because it is caused by various factors. The dominant factors are environmental and social. COVID-19 is still a disease to watch out for because of its relatively fast transmission, high mortality rate, and absence of definitive therapy. There are still many shortcomings in this study so further studies are needed.

This research has a weakness related with the research design. The research design was used in this study are descriptive and bivariate analysis. The descriptive analysis cannot reveal the association significantly and cannot reveal the causality between variables studied. However, the bivariate analysis can explain the association between research variables. The data was obtained from respondents through cross-sectional design

which the design is related with the temporal ambiguity. The temporal ambiguity is the research error that affect on the causality error. Thus, the association between variables is potentially on bidirectional association. In addition, this study also did not include other variables as a confounding or mediating variables. If both variables was included in the study, researcher can estimate the adjust odds ration which the goodness of fit model in a statistical method. However, this research has a strengthens related with the explaining clearly through figure or picture. Reader can imagine what explaining in this research result. On determining COVID-19 variable, researcher use the COVID-19 test kit to know the status among respondents whether positive or negative of COVID-19. Related with the instruments, this research used the Covid-19 outbreak investigation form. Covid-19 surveillance uses a more detailed case investigation form that includes information about specific risk factors, vaccinations or other methods of disease prevention, more detailed clinical information, and names or contact information for other potentially exposed people. Thus, this instrument cannot be doubted because it includes complete information

CONCLUSION

The conclusion of contact patterns is mostly in women with the number of contacts between 3-4 people and age is related to the number of contacts. The advice needs to limit contact when there is a need to prevent transmission

REFERENCE

Baskara, B. (2020, Oktober). 102 Santri Ponpes Al-Mutawally Kuningan Positif COVID-19. *Detik.com*.

- Bi, Q., Wu, Y., Mei, S., Ye, C., Zou, X., Zhang, Z., ... Feng, T. (2020). Epidemiology and transmission of COVID-19 in 391 cases and 1286 of their close contacts in Shenzhen, China: a retrospective cohort study. *The Lancet Infectious Diseases*, 20(8), 911–919. [https://doi.org/10.1016/S1473-3099\(20\)30287-5](https://doi.org/10.1016/S1473-3099(20)30287-5)
- Braithwaite, I., Callender, T., Bullock, M., & Aldridge, R. W. (2020). Automated and partly automated contact tracing: a systematic review to inform the control of COVID-19. *The Lancet Digital Health*, 2(11), e607–e621. [https://doi.org/10.1016/S2589-7500\(20\)30184-9](https://doi.org/10.1016/S2589-7500(20)30184-9)
- CDC. (2012). Principles of Epidemiology in Public Health Practice, Third Edition An Introduction to Applied Epidemiology and Biostatistics.
- CDC. (2020). Symptoms of COVID-19.
- Cesilia, C., Sudarmaji, S., Setiabudi, D., & Nataprawira, H. M. (2021). Case report of a COVID-19 family cluster originating from a boarding school. *Paediatrica Indonesiana*, 61(1), 53–60. <https://doi.org/10.14238/pi61.1.2021.53-60>
- Cheng, H.-Y., Jian, S.-W., Liu, D.-P., Ng, T.-C., Huang, W.-T., & Lin, H.-H. (2020). Contact Tracing Assessment of COVID-19 Transmission Dynamics in Taiwan and Risk at Different Exposure Periods Before and After Symptom Onset. *JAMA Internal Medicine*, 180(9). <https://doi.org/10.1001/jamainternmed.2020.2020>
- Cheng, H. Y., Jian, S. W., Liu, D. P., Ng, T. C., Huang, W. T., & Lin, H. H. (2020). Contact Tracing Assessment of COVID-19 Transmission Dynamics in Taiwan and Risk at Different Exposure Periods before and after Symptom Onset. *JAMA Internal Medicine*, 180(9), 1156–1163. <https://doi.org/10.1001/jamainternmed.2020.2020>
- Doerre, A., & Doblhammer, G. (2022). The influence of gender on COVID-19 infections and mortality in Germany: Insights from age- and gender-specific modeling of contact rates, infections, and deaths in the early phase of the pandemic. *PLoS ONE*, 17(5 May), 1–20. <https://doi.org/10.1371/journal.pone.0268119>
- Funk, S., Camacho, A., Kucharski, A. J., Eggo, R. M., & Edmunds, W. J. (2018). Real-Time Forecasting Of Infectious Disease Dynamics With A Stochastic Semi-Mechanistic Model. *Epidemics*, 3(2), 56–61. <https://doi.org/10.1016/j.epidem.2016.11.003>
- Ghiffari, R. A. (2020). Dampak Populasi dan Mobilitas Perkotaan terhadap Penyebaran Pandemi Covid-19 di Jakarta.
- Gov.UK. (2020). Guidance COVID-19: epidemiological definitions of outbreaks and clusters in particular settings.
- Gregg, M. B. (2009). *Field Epidemiology: 3rd (third) Edition*. Oxford University Press, USA.
- Han, Y., Liu, Y., Zhou, L., Chen, E., Liu, P., Pan, X., & Lu, Y. (2020). Epidemiological Assessment of Imported Coronavirus Disease 2019 (COVID-19) Cases in the Most Affected City Outside of Hubei Province, Wenzhou, China. *JAMA network open*, 3(4), e206785. <https://doi.org/10.1001/jamanetworkopen.2020.6785>
- KompasTV Bandung. (2020). Rekor! 405 Santri Ponpes Husnul Khotimah Kuningan Covid-19. *Kompas TV*, hal. 2.
- Luo, L., Liu, D., Liao, X., Wu, X., Jing, Q., Zheng, J., ... Li, Z. (2020). Modes of contact and

- risk of transmission in COVID-19 among close contacts. *MedRxiv*.
- Madison & Dane County. (2020). Understanding 'Clusters.'
- Mahrana, Faisal, H. K. P., Khairan, P., Mutmainah, I., Rahmawati, F. N., Marwadhani, S. S., ... Prawirohardjo, P. (2020). Kasus COVID-19 Ringan Pada Tenaga Medis : Evaluasi Temuan Klinis dan Risiko Transmisi. *Journal Indonesia Medical Association*, 70(4).
<https://doi.org/10.47830/jinma-vol.70.4-2020-223>
- Mushtaq, A., Ikram, A., Chaudhry, A., Sandhu, M., Khalid, F., Hussain, S., ... Salman, M. (2020). Evaluation of the COVID-19 Laboratory-Based Surveillance System in Islamabad-Pakistan 2020. *Global Biosecurity*, 1(4).
<https://doi.org/10.31646/gbio.73>
- NCDHSS. (2021). Outbreaks and Clusters.
- Nouvellet, P., Cori, A., Garske, T., Blake, I. M., Dorigatti, I., Hinsley, W., ... Riley, S. (2018). A Simple Approach To Measure Transmissibility and Forecast Incidence. *Epidemics*, 22(2), 29–35.
<https://doi.org/10.1016/j.epidem.2017.02.012>
- Nouvellet, P., Garske, T., Mills, H. L., Nedjati-Gilani, G., Hinsley, W., Blake, I. M., ... Ferguson, N. M. (2015). The Role of Rapid Diagnostics in Managing Ebola Epidemics. *Nature*, 52(8), 109–116.
<https://doi.org/10.1038/nature16041>
- Nugroho, W. D., C, W. I., Alanish, S. T., Istiqomah, N., & Cahyasari, I. (2020). Literature Review : Transmisi Covid-19 dari Manusia ke Manusia Di Asia. *jurnal of Bionursing*, 2(2), 101–112.
- PIKOBAR. (2022). Sebaran Data COVID-19 Jawa Barat.
- Porta, M. (2008). *A dictionary of epidemiology*. Oxford university press.
- Randhawa, N., Campbell, F., Crellen, T., Sudre, B., & Jombart, T. (2019). Epicontacts : Handling , Visualisation and Analysis of epidemiological contacts, (May), 1–12.
- Ravindra, K., Malik, V. S., Padhi, B. K., Goel, S., & Gupta, M. (2022). Asymptomatic infection and transmission of COVID-19 among clusters: systematic review and meta-analysis. *Public Health*, 203, 100–109.
<https://doi.org/10.1016/j.puhe.2021.12.003>
- Rifaldi, F., & Laiding, S. R. (2021). *Karakteristik Penderita Covid-19 Di Rsup Dr. Wahidin Sudirohusodo Makassar Periode April – Juni 2020*. UNIVERSITAS HASANUDDIN.
- Ruapertiwi, A. M. (2021). *Epidemiologi Pasien Coronavirus Disease di Rumah Sakit Tingkat II Putri Hijau Kesdam I/Bukit Barisan Medan Sumatera Utara*. Universitas Islam Negeri Sumatera Utara.
- Satria, R. M. A., Tutupoho, R. V., & Chalidyanto, D. (2020). Analisis Faktor Risiko Kematian dengan Penyakit Komorbid Covid-19. *Jurnal Keperawatan Silampari*, 4(1), 48–55.
- Seftiya, A., & Kosala, K. (2020). Epidemiologi Karakteristik Pasien Covid-19 di Kalimantan Utara. *Jurnal Sains dan Kesehatan*, 3(5), 645–653.
- Sirajuddin, N. (2020). Pengaruh Kontak Erat terhadap Kasus Konfirmasi Covid- 19 di Kota Makassar Tahun 2020, 100–110.
- Supandi, T. P., Kandou, G. D., & Langi, F. L. F. G. (2021). Karakteristik Penderita Coronavirus Disease 2019 Di Kota Kotamobagu. *Jurnal KESMAS*, 10(8), 41–49.
- Susilo, A., Olivia, C., Jasirwan, M., Wafa, S., Maria, S., Rajabto, W., ... Cipto, R. (2022). Review of Current Literatures Mutasi dan Varian Coronavirus Disease 2019 (COVID-19): Tinjauan Literatur Terkini,

- 9(1), 59–81.
- Susilo, A., Rumende, C. M., Pitoyo, C. W., Santoso, W. D., Yulianti, M., Sinto, R., ... Cipto, R. (2020). Coronavirus Disease 2019 : Tinjauan Literatur Terkini. *Jurnal Penyakit Dalam Indonesia*, 7(1), 45–67.
- Teutsch, S. M., & Churchill, R. E. (2000). *Principles and practice of public health surveillance*. Oxford University Press, USA.
- Tian, S., Hu, N., Lou, J., Chen, K., Kang, X., Xiang, Z., ... Zhang, J. (2020). Characteristics of COVID-19 infection in Beijing. *Journal of Infection*, 80(4), 401–406.
<https://doi.org/10.1016/j.jinf.2020.02.018>
- Tupper, P., & Colijn, C. (2021). COVID-19 in schools: Mitigating classroom clusters in the context of variable transmission. *PLoS Computational Biology*, 17(7), 1–20.
<https://doi.org/10.1371/journal.pcbi.1009120>
- Vermonte, P. (2020). Karakteristik dan Persebaran COVID-19 di Indonesia : Temuan Awal, (April), 1–12.
- Volpp, K. G., Kraut, B. H., Ghosh, S., & Neatherlin, J. (2021). Minimal SARS-CoV-2 Transmission After Implementation of a Comprehensive Mitigation Strategy at a School — New Jersey, August 20–November 27, 2020. *MMWR Recommendations and Reports*, 70(11), 377–381.
<https://doi.org/10.15585/mmwr.mm7011a2>
- Wang, W., Tang, J., & Wei, F. (2020). Updated understanding of the outbreak of 2019 novel coronavirus (2019-nCoV) in Wuhan, China. *Journal Medical Virology*, 92(4), 441–447.
<https://doi.org/10.1002/jmv.25689>.
- Webb, P., Bain, C., & Page, A. (2017). *Essential epidemiology: an introduction for students and health professionals*. Cambridge University Press.
- WHO Indonesia. (2020). Coronavirus Disease 2019 (COVID-19) Ikhtisar Kegiatan-8. *World Health Organization*, 19(Desember), 1–12.
- Yen, M. Y. (2020). Interrupting covid-19 transmission by implementing enhanced traffic control bundling: implications for global prevention and control efforts'. *Journal Of Microbiology, Immunology, and Infection*, 65(2).

Lampiran 6

EPIDEMIOLOGICAL CONTACT (EPICONTACT) INVESTIGATION OF COVID-19 AT ISLAMIC BOARDING SCHOOLS IN KUNINGAN REGENCY, INDONESIA

Cecep Heriana^{1,2}, Faridah Binti Moh. Said¹, Farzana Yasmin¹, Dieta Nurrika^{3,4}, Purwo Setiyo Nugroho^{5,6}

Lincoln University College Malaysia¹

Institute of Health Science Kuningan²

Department of Public Health, School of Health Science Banten, Indonesia³

Ministry of Research, Technology and Higher Education, Higher Education Service Institutions (LL-DIKTI) Region IV, Bandung, Indonesia⁴

Faculty of Public Health Universitas Muhammadiyah Kalimantan Timur, Indonesia⁵

Institute for Population and Social Research, Mahidol University, Thailand⁶

Correspondence address: Cecep Heriana

Email: cecepheriana.phd@gmail.com

ABSTRACT

Introduction: Covid-19 has spread throughout the world more than 61,27 million patient has infected, including in education clusters that implement boarding schools. Contact investigations on the cluster are necessary to control the spread of the virus. **Aims:** to describe the epidemiological contact pattern of investigation results in the Islamic Boarding school cluster in Kuningan Regency. **Methods:** The design of this study is descriptive with epidemiological approach. The population of all students of Pondok Pesantren X, as many as 164 students, a sample of 157 students who are positive for Covid-19, and research instruments for the Covid-19 outbreak investigation form, The variables studied included age, gender, symptoms, duration of contact, number of contacts, number of contact groups and place of contact. **Result:** Univariate data analysis with epicontact analysis. Results: sex: 33.3% male, 60.03% female, average age 15.05 years, the average number of contacts 3.25 people, the average number of male contacts 2.62 and female 3.39, number of male contact groups 41, number of female contact groups 91. Age of value $p=0.037$. **Conclusions:** Contact pattern conclusions Mostly in the female with the number of contacts between 3-4 people and age is related to the number of contacts. Limiting contact when there is suspicion is necessary to prevent transmission.

Keyword: Epidemiology Close Contact, Contact Investigation, Covid-19

INTRODUCTION

SARS-CoV-2, the virus that causes coronavirus disease 2019 (COVID-19) is a pneumonia disease that became a pandemic in 2020. The disease was first discovered in Wuhan, Hubei Province, China in December 2019. The virus infects human lungs in large numbers and has a far-reaching negative impact on life, especially on human physical and mental health. From the first discovery of COVID-19 patients in December 2019 to November 27, 2020, SARS-CoV-2 has infected 61,277,488 people, with daily additions reaching +10,000 people and causing 1,436,796 deaths worldwide (WHO, 2022). Not only effect on health aspect, COVID-19 is also impact in socio economic aspect on population. Many people lost their job that can direct impact on household income. Deceasing of household income can impact on increasing the amount of poverty. Globally, poverty worldwide increased from 7.8 percent (before pandemic) to 9.1 percent (during pandemic). On social challenge aspect, there occurred the social inequalities between stratum in society, such as low-skilled and high-skilled people, part-time and full-time worker, temporary and self-employed workers. Thus, COVID-19 leads the global burden around the world. The global burden can impact on the population in the future, such as economically, socially among other, etc.

In Indonesia, in the same period, 522,581 confirmed cases with daily additions reaching +5000 people and causing 16,521 deaths (Covid-19 Handling Task Force, 2022). The highest number is in DKI Jakarta Province contributing 20.8% of daily cases, followed by West Java province with 15.3% of cases (PIKOBAR, 2022). Cases in Kuningan Regency are among the highest cases, with this being the most with a prevalence rate of 14/1000 of the population. This is due to the existence of public places that have the potential to hold long crowds, such as Islamic boarding schools, schools, offices and so on. Rapid transmission

in clusters is due to asymptomatic cases with an asymptomatic prevalence in various adult clusters of 29.48% and in children at 24.09% (Ravindra, Malik, Padhi, Goel, & Gupta, 2022).

Social restrictions are carried out to prevent transmission, one of which is schools and Islamic boarding schools, however, there are still several Islamic boarding schools that do not close the activities of Islamic boarding schools and there are still crowds in the Islamic boarding school environment, as a result, there is a spread of cases in the neighbourhood. One of them was at the Husnul Khotimah Islamic boarding school which occurred in October 2020 with the number of confirmed people reaching 467 people from 1083 people in the PCR test (KompasTV Bandung, 2020). Then, the Islamic boarding school cluster reappeared at the Al-Mutawally Islamic boarding school, Bojong Village, Cilimus District, and as many as 102 students tested positive for COVID-19 (Baskara, 2020).

Therefore, to study, prepare, and implement interventions against the outbreak, epidemiologists need extensive contact data analysis tools. Cluster transmission investigations are also needed to determine contact patterns and analysis of disease outbreaks involving various tasks, from data collection to exploratory analysis (Randhawa, Campbell, Crellen, Sudre, & Jombart, 2019). COVID-19 cluster investigation method and guidance has determined by WHO. WHO reveals that cluster investigation aims to rapidly identify, test of suspected people, and isolate properly people who probable and confirmed cases. Thus, cluster investigation is needed by epidemiologist to finding cases.

Furthermore, epidemiological modelling used for event prediction (Funk, Camacho, Kucharski, Eggo, & Edmunds, 2018) or the impact of certain interventions. Currently, outbreak analysis is needed as informatively as possible, using much available data, including the timing of symptoms, the characterization of the distribution of major delays (e.g.

incubation period, serial intervals) and data on contact between patients (Nouvellet et al., 2018). The latter type of data is essential for outbreak analysis, not only because contact between patients is useful for uncovering epidemic triggers (Nouvellet et al., 2015) but also to identify new cases earlier can reduce ongoing transmission through contact tracing. Because students living in Boarding Schools are very vulnerable, not only to the transmission of the virus among students but also, in the end, transmission to their families after travelling (Cesilia, Sudarmaji, Setiabudi, & Nataprawira, 2021). Student living in boarding schools are the closed population because they will stay there with same group there. Thus, infecting each other is the commonly phenomenon in boarding schools.

The research gap is related with the many previous study reveal the risk factor of COVID-19. However, few studies explained the COVID-19 situation through figure on map. This study reveal both the risk factor and mapping the COVID-19 situation. Using this study, the policy maker can know what the significant factor related with the COVID-19 and policy maker can also imagine the COVID-19 situation through map provided in this research.

Students who come into contact with cases in Islamic boarding schools, including close contacts who are not protected, are at risk of being infected with Covid-19. When a COVID-19 patient is diagnosed, then his close contacts are traced, and his close contacts may be local from inside the boarding school or non-local from outside the boarding school.(Luo et al., 2020).

To our knowledge, however, there is still a limited understanding of epicontact in Indonesia. Therefore, identifying this issue is important to increase knowledge of epicontact in Indonesia. Thus, this study aims to identify the use of epicontact, row lists, and contact data, as well as the basic functions for handling, visualizing, and analyzing epidemiological contact data on ongoing events.

METHODS

Study design

A descriptive research design with epidemiological approach was conducted on November 27, 2020.

Participants

The population of all students and Teacher of Al-Mutawally is 156 students and teacher, a sample of 156 students who are positive for Covid-19. The inclusion criteria were: Students and Caretakers of Islamic boarding schools who have Covid-19 symptoms while at Islamic boarding schools. The exclusion criterion were: Invited guests visiting Islamic Boarding Schools.

Data collection

Data collection was carried out by interviewing through epidemiological investigations and contact tracing. The research instrument used is the Covid-19 outbreak investigation form. Covid-19 surveillance uses a more detailed case investigation form that includes information about specific risk factors, vaccinations or other methods of disease prevention, more detailed clinical information, and names or contact information for other potentially exposed people. Case investigation forms are completed by health care providers, by public health surveillance staff interviewing health care providers, or through abstraction of charts from information collected in patient history.(Teutsch & Churchill, 2000)

Variables

The variables studied included age, sex, symptoms, duration of contact, number of contacts, number of contact groups and place of contact. Age is the length of time a person has lived up to the research. Sex is either of the two main categories (male and female) into which humans and most other living things are divided on the basis of their reproductive functions. People with COVID-19 have had a wide range of symptoms reported – ranging from mild symptoms to severe illness. Symptoms may appear 2-14 days after exposure to the virus. Anyone can have mild to severe symptoms. Possible symptoms include: Fever or chills, Cough, Shortness of breath or difficulty breathing, Fatigue, Muscle or body aches, Headache, New loss of taste or smell, Sore throat, Congestion or runny nose, Nausea or vomiting, Diarrhea (CDC, 2020). The term contact refers to people who are considered to be at risk because of their exposure to someone who is infected. (Braithwaite, Callender, Bullock, & Aldridge, 2020). Contact duration is the length of time a person has been in contact with someone who is positive for Covid-19. The number of contacts is the number of people who interacted during the outbreak period. The number of contact groups is the number of contact clusters from all contacts in one place. Place of contact is a place where interaction occurs between close contact with someone who is positive for Covid-19.

Data Analysis

The data analysis carried out is univariate analysis with the online application Data tab and visualization of the case network (Epi-contact) with the Flourish Studio online application. This study analyzed bivariate the relationship between age and the number or proportion of contacts identified and the number or proportion of contacts who were later identified as infected.(Braithwaite et al., 2020). An analysis of bivariate data with

Pearson correlation test using SPSS. The statistical tests were two-sided. P-value < 0.05 were considered to be statistically significant.

Ethical Consideration

The ethics of this research was approved by the ethical commission of the Institute of Health Science Kuningan No.73/EP/STIKKU/2020.

RESULT

Table 1. Respondents' characteristics (n=156)

Group	Frequency	%
Sex		
Male	52	33,33
Female	104	66,66
Age		
6-19 Years	152	97,43
20-29 Years	1	0,06
30-39 Years	2	0,12
40-49 Years	1	0,06
Covid-19 Status		
Positif	156	100
Negatif	-	-

Based on table 1, the univariate analysis for the characteristics of the respondents showed that the majority were female (66.66%) and the age of the respondents was mostly 6-19 years (97.43%) and all (100%) were positive for Covid-19. The results of the univariate analysis showed the epicontact of cases in the group of male and female students as shown in figure 1 and figure 2 below. Figure 1 shows the Covid-19 cluster pattern of male students. Interaction between respondents occurs in groups. The respondents contact at least 2 people, the most contact is about 42 people, and the average contact is 10 people; then, the spread occurs massively.

COVID-19 Cluster at Male Islamic Boarding School
Sub-District Cilimus, District of Kuningan

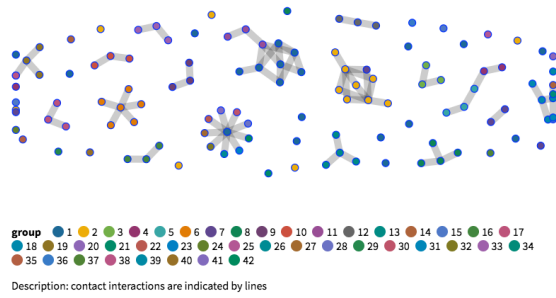


Figure 1. Covid-19 cluster contact pattern of male students

Figure 2 shows the Covid-19 cluster pattern of female students. Respondent contact occurs in a circular pattern with interactions between circles of more than one. This means that the respondent could spread the virus from one group to another more quickly.

COVID-19 Cluster at Female Islamic Boarding School
Sub District Cilimus, District of Kuningan

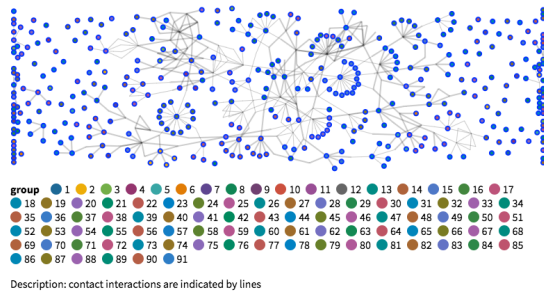


Figure 2. Covid-19 cluster contact pattern of female students

Download png Settings

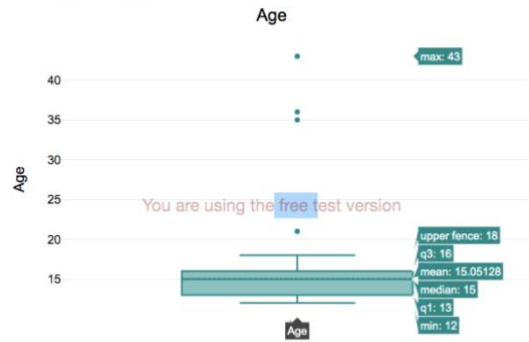
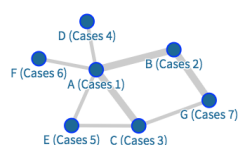


Figure 3. Boxplot distribution of the number of contacts by age in male and female students

The boxplot distribution of the number of contacts by age in male and female students is shown in Figure 3. The average contact is 15 years old, with the lowest being 13 years and the highest being 43 years. The most interactions (contacts) occurred 18 times at the age of 40 years, with an average of 3 contacts per day at the age of 15-20 years. The age of over 25 years shows that this is not a student but a teacher.

Figure 4 shows the epicontact COVID-19 cluster model. The contact model that occurs in Islamic boarding schools with more than 8 hours of contact will be transmitted from case A to case B. The first case or case index (A) shows that five people (B, C, D, E, and F) are in contact as secondary cases before an active case occurs. After contact with the first case (A), two of them are in contact with each other, increasing the risk of spreading to the other, so that there is case seven (G) as a tertiary case.



The thick line indicates the duration of contact >8 hours
Thin line indicates the duration of contact <8 hours

Figure 4. Epicontact Covid-19 cluster model

Table 2. Correlation analysis of age and the number of contact in Islamic Boarding School Kuningan Regency

Group	Mean	SD	Median	p-value	95% CI	
					Lower	Upper
Correlation						
Age	15,5	3.658	15	0.037	14.926	16.074
The number of contact	3.5	3.3	3			

(SD: standard deviation; CI: confident interval)

The results of the Pearson correlation test showed that the relationship of age with the number of contacts obtained a value of $p = 0.037$. This means, there is a relationship between age and the number of contacts in the Covid-19 cluster at the Al-Mutawally Islamic boarding school, Kuningan Regency. Based on the Confidence interval level (CI 95%), there are reveal that the range above 1 (14.926 – 16.074) that is mean the correlation between age is a risk factor to the number of contact among respondents,

DISCUSSION

In this descriptive research design, we identify the use of epicontact, row lists, and contact data, as well as the basic functions for handling, visualizing, and analyzing epidemiological contact data on ongoing events. Our study found that the average age of the respondents is 15 years old. Furthermore, 33.3% of respondents was male.

Among male students, the average contact is 10 people, whereas among female students, the contact occurs in a circular pattern with interactions between circles of more than one. The contact model that occurs was more than 8 hours of contact will be transmitted from case A to case B. Moreover. our study suggested that there was a association between age and the number of contacts in the Covid-19 cluster at the Al-Mutawally Islamic boarding school, Kuningan Regency. To the best of our knowledge, the present study is the first study to have proven an epidemiological contact (Epicontact) Investigation of Covid-19 in the Islamic Boarding School in Indonesian.

There is still a low public understanding of COVID-19, starting from the prevention and implementation of social distancing so that behaviour does not comply with health protocols that have an impact on the widespread transmission of COVID-19 and an increase in the number of positive patients and patients who die (Tian et al., 2020). When viewed from gender, this study shows that

women are twice as many as men with a percentage: of 33.3% men, 60.03% women.

Our study found that women are twice as many as men. This is in line with previous study (Ruapertiwi (2021) that the sex of Covid-19 sufferers is the most female. The previous studies also found that close contact investigations in Shinzen China showed that women were 72% more than men 28% of the results of Contact Based Surveillance (Bi et al., 2020). This is because women have more social interactions. The population in the Islamic boarding school cluster is school-age children, so the average patient age is 15.05 years old. The age of close contact is linearly associated with an increased risk of infection after contact with Covid-19 cases with an incidence rate in the adolescent group of 0-17 years of 1.8% (Luo et al., 2020). Then the characteristics of Covid-19 sufferers are on average aged in the productive age range (10-40 years). In the productive age range (10-40 years) have a high lifestyle, mobility and social interaction, so they are very vulnerable to being infected with Covid-19 (Supandi, Kandou, & Langi, 2021).

Previous studies have shown that children are more likely to have milder SARS-CoV-2 infections compared to adults. About 20% of the 171 confirmed cases of PCR, showed asymptomatic in children and adolescents (Cesilia et al., 2021). Plus the risk of transmission in Islamic boarding schools with activities in classrooms, buildings or certain locations that are closed will cause influence on air quality which triggers the spread of the coronavirus so quickly (Ghiffari, 2020).

From the description above, it can be concluded that this study shows that women are more infected with COVID-19 due to environmental factors that are more at risk of spreading the virus. The results of the study are in line with that (H.-Y. Cheng et al., 2020) there are more female cases (56 cases) than male cases (44 cases).

Our finding showed that students had average contact with 3 other students before the PCR test was carried out. A previous study reported that children and adolescents have more contacts than adults. Another factor is that children may not fully appreciate the health consequences of not wearing a mask; however, even if they recognize their potential for infection, they may feel more compelled to have social interactions, regardless of the health consequences (Doerre & Doblhammer, 2022). Thus, in the present study, one possible reason for this finding may be that adolescent students tend to have close friends who carry out their daily activities simultaneously because they help each other. So that the number of contacts is very risky for the transmission of Covid-19 because it is at risk of transmission between students. In addition, it risks transmitting to their families after traveling (Cesilia et al., 2021). Transmission is very fast in covid-19 in a short time, because of the transmission through droplets when interacting between students. Transmission of Covid-19 occurs through droplets, namely the infection can occur if a person is in a relatively short distance of less than 1 meter (Susilo et al., 2020). With someone who has symptoms of respiratory diseases (e.g. coughing and sneezing), droplet splashes are particularly at risk of transmitting to others if exposed to the oral and nasal mucosa or the potentially infective conjunctival mucosa of the eye (Nugroho, C, Alanish, Istiqomah, & Cahyasaki, 2020). In addition, it spreads very quickly from other viruses, also not accompanied by knowledge about the virus (Rifaldi & Laiding, 2021).

This is in line with the research of Nugroho et al. (2020), which suggests that airborne transmission in the same environment, contributes to the risk of spreading the COVID-19 outbreak. Then the risk of fomitus transmission plays a greater role than transmission through droplets as a mechanism in emerging infectious diseases (Yen, 2020). The risk of transmission in addition

to the number of contacts is the duration of contact between students during simultaneous activities. The results of a previous study showed that the reported contact duration within 6 feet of a person with Covid-19 assisted by data from a personal tracing device, showed 14 contacts based on student patients (Volpp, Kraut, Ghosh, & Neatherlin, 2021).

The spread of COVID-19 cases can be minimized by breaking the chain of transmission, which can be done by vaccination, isolation, early detection, and basic protection by washing hands with soap, maintaining social distance, wearing masks, spraying disinfection in places public places and screening for in-person visits. Then carry out contact tracing and tracking (case investigations and outbreak investigations), as well as providing isolation and quarantine facilities to prevent case transmission (H. Y. Cheng et al., 2020; Han et al., 2020). So, from the description above, it is concluded that the risk of spread occurs in a dense environment, especially in rooms where the air does not circulate properly and is coupled with the risk of the number of students interacting in the room.

The spread of COVID-19 cases can be minimized by breaking the chain of transmission, which can be done by vaccination, isolation, early detection, and basic protection by washing hands with soap, maintaining social distance, wearing masks, spraying disinfection in places public places and screening for in-person visits. Then carry out contact tracing and tracking (case investigations and outbreak investigations), as well as providing isolation and quarantine facilities to prevent case transmission (H. Y. Cheng et al., 2020; Han et al., 2020)

Risk of Contact Clusters in Covid Transmission

Students at The Islamic Boarding School carry out daily activities by staying in one room

containing 5-10 people according to the area of the room, this is a risk factor for contact and a high risk of transmission of Covid-19 because there is a transmission from person to person and frequent contact (Luo et al., 2020). Furthermore, apart from the number of people, when there are exposures in room settings, these could be linked to data on the room size, ventilation, and whether windows were open, and then further linked to follow-up on cluster size (Tupper & Colijn, 2021).

The beginning of the spread of cases focused on one environment and gradually spread to another. The focus of one such environment is called a cluster, which makes it a risk of spreading the disease (Vermonte, 2020). Cluster refers to an aggregation of cases grouped in place and time that are suspected to be greater than the number expected, even though the expected number may know (CDC, 2012). Clusters can be defined as an aggregation of actively uncommon events or diseases in space and/or time in amounts that are believed or perceived to be greater than could be expected by chance (Porta, 2008). The word is usually used to describe be a cluster of cases of a rare (usually non-infectious) disease, and putative clusters of disease are often suspected to have an environmental cause on based anecdotal evidence. As a result, much effort is often expended in repo response public outcry in attempts to determine whether a true cluster exists (Webb, Bain, & Page, 2017).

A Covid-19 cluster is defined as a minimum of five confirmed diagnostic cases with illness onsets or initial positive results within 14 days and plausible epidemiologic linkage between cases (NCDHSS, 2021), or a cluster as two or more cases associated with the same location, group, or event around the same time (Madison & Dane County, 2020). Cluster criteria is two or more test-confirmed cases of COVID-19 among individuals associated with a specific non-residential setting with illness onset dates within 14 days (In the absence of detailed information about the type of contact between the cases). The

end of the cluster is no test-confirmed cases with illness onset dates in the last 14 days (Gov.UK, 2020)

This cluster is possible because of the interests of the teacher or group leader who has to interact with other groups for the benefit of coordination and teaching. According to research conducted by Mahrana et al. (2020) the risk factors for the occurrence of new clusters are the presentation of initial cases, contact history, clinical manifestations, supporting examinations of the lungs and treatment management. Then, transmission, in this case, is characterized by gastrointestinal symptoms (diarrhoea and nausea), feverish patterns, namely higher temperatures at night to early morning (Wang, Tang, & Wei, 2020). The results of a contact investigation study in Shinzen China, showed that the Attack Rate of contact in the room (room / house) showed 11.2% with AN OR of 15, which means that household members who are in the same room or house are at risk of 15 times to contract it compared to those who are not in the same room or household. In addition, students will carry out meals together during mealtimes, this has the potential to have contact interactions when talking face to face who are at risk of transmission if someone is infected with Covid-19. The results of a study in Shinzen China, showed an Attack rate when eating 8.2% and 23, meaning that those who contacted while eating together were at risk of contracting it 23 times compared to those who did not eat together. Eating together risks interaction and contact with the case for more than 15 minutes. A person who interacts with this case is called a contact case. Tracing and monitoring of close contact cases of COVID-19 in Indonesia is carried out in full through the SILACAK Application. The use of contact tracing technology is in line with a directive from WHO in February 2021 on COVID-19 Contact Tracing, which states that the use of digital technology is important in supporting the surveillance process of contact tracing of COVID-19 cases, considering that tracing is one of the key

components of emergency response actions against the spread of infectious diseases. (WHO Indonesia, 2020).

The relationship of age to the number of contacts

The results showed a relationship between age and the number of contacts ($p = 0.037$). This is because students are mostly teenagers. After all, the behavioral characteristic of adolescents is to have a peer playgroup. In the playgroup, teenagers will carry out various daily activities so that it is at risk of increasing the number of contacts. The number of contacts will increase because the activities that are still carried out simultaneously are studying in class and residence in one room, an average of 10 people per room. This is also due to the productive age, especially school age, having activities with high socialization and supported by a closed environment. So that if there is a case in that place, it will spread quickly and massively (Sirajuddin, 2020).

This is research calling secondary attack rate. Secondary attack rate is a measure of the frequency of new cases of a disease among contacts of cases. A secondary attack rate equals the number of cases among contacts of primary cases during the study period divided by the total number of contacts. To calculate the total number of household contacts we normally subtract the number of primary cases from the total number of people residing in those households. (Gregg, 2009).

The results of the study (H.-Y. Cheng et al., 2020) showed from contact tracing, 23 secondary cases were found., It is was estimated that the mean incubation period was 4.1 days (95% credible interval [CrI], 0, 4-15.8), and the median serial interval was 4.1 days (95% CrI, 0.1-27.8) (95% CrI, 0.1-27.8)(H.-Y. Cheng et al., 2020)

This is in line with research (Seftiya & Kosala, 2020) This is in line with research (Seftiya & Kosala, 2020) which suggests that the results of the study show a meaningful relationship between the number of contacts and age, with a p-value = 0.015 ($p < 0.05$). Also in line with observational analytical research and bivariate tests conducted by Satria et al. (2020), which stated there was a relationship between the number of contacts to age, with a p-value = 0.041. In addition, comorbid diseases, namely hypertension and diabetes mellitus, male sex, and active smokers are risk factors for SARS-CoV-2 infection (Susilo et al., 2022).

The research results are evaluation of the COVID-19 Laboratory-Based Surveillance System in Islamabad - Pakistan 2020 by (Mushtaq et al., 2020) that the system was found to be simple, as a uniform and consistent WHO standard case definition was being used by the laboratory. The system collects necessary information on demographics, clinical signs and symptoms, travel history, number of contacts and co-morbidities from all laboratories. (Mushtaq et al., 2020)

From the description above, it can be concluded that there is a relationship between age and the number of contacts because it is caused by various factors. The dominant factors are environmental and social. COVID-19 is still a disease to watch out for because of its relatively fast transmission, high mortality rate, and absence of definitive therapy. There are still many shortcomings in this study so further studies are needed.

This research has a weakness related with the research design. The research design was used in this study are descriptive and bivariate analysis. The descriptive analysis cannot reveal the association significantly and cannot reveal the causality between variables studied. However, the bivariate analysis can explain the association between research variables. The data was obtained from respondents through cross-sectional design

which the design is related with the temporal ambiguity. The temporal ambiguity is the research error that affect on the causality error. Thus, the association between variables is potentially on bidirectional association. In addition, this study also did not include other variables as a confounding or mediating variables. If both variables was included in the study, researcher can estimate the adjust odds ration which the goodness of fit model in a statistical method. However, this research has a strengthens related with the explaining clearly through figure or picture. Reader can imagine what explaining in this research result. On determining COVID-19 variable, researcher use the COVID-19 test kit to know the status among respondents whether positive or negative of COVID-19. Related with the instruments, this research used the Covid-19 outbreak investigation form. Covid-19 surveillance uses a more detailed case investigation form that includes information about specific risk factors, vaccinations or other methods of disease prevention, more detailed clinical information, and names or contact information for other potentially exposed people. Thus, this instrument cannot be doubted because it includes complete information

CONCLUSION

The conclusion of contact patterns is mostly in women with the number of contacts between 3-4 people and age is related to the number of contacts. The advice needs to limit contact when there is a need to prevent transmission

REFERENCE

Baskara, B. (2020, Oktober). 102 Santri Ponpes Al-Mutawally Kuningan Positif COVID-19. *Detik.com*.

- Bi, Q., Wu, Y., Mei, S., Ye, C., Zou, X., Zhang, Z., ... Feng, T. (2020). Epidemiology and transmission of COVID-19 in 391 cases and 1286 of their close contacts in Shenzhen, China: a retrospective cohort study. *The Lancet Infectious Diseases*, 20(8), 911–919. [https://doi.org/10.1016/S1473-3099\(20\)30287-5](https://doi.org/10.1016/S1473-3099(20)30287-5)
- Braithwaite, I., Callender, T., Bullock, M., & Aldridge, R. W. (2020). Automated and partly automated contact tracing: a systematic review to inform the control of COVID-19. *The Lancet Digital Health*, 2(11), e607–e621. [https://doi.org/10.1016/S2589-7500\(20\)30184-9](https://doi.org/10.1016/S2589-7500(20)30184-9)
- CDC. (2012). Principles of Epidemiology in Public Health Practice, Third Edition An Introduction to Applied Epidemiology and Biostatistics.
- CDC. (2020). Symptoms of COVID-19.
- Cesilia, C., Sudarmaji, S., Setiabudi, D., & Nataprawira, H. M. (2021). Case report of a COVID-19 family cluster originating from a boarding school. *Paediatrica Indonesiana*, 61(1), 53–60. <https://doi.org/10.14238/pi61.1.2021.53-60>
- Cheng, H.-Y., Jian, S.-W., Liu, D.-P., Ng, T.-C., Huang, W.-T., & Lin, H.-H. (2020). Contact Tracing Assessment of COVID-19 Transmission Dynamics in Taiwan and Risk at Different Exposure Periods Before and After Symptom Onset. *JAMA Internal Medicine*, 180(9). <https://doi.org/10.1001/jamainternmed.2020.2020>
- Cheng, H. Y., Jian, S. W., Liu, D. P., Ng, T. C., Huang, W. T., & Lin, H. H. (2020). Contact Tracing Assessment of COVID-19 Transmission Dynamics in Taiwan and Risk at Different Exposure Periods before and after Symptom Onset. *JAMA Internal Medicine*, 180(9), 1156–1163. <https://doi.org/10.1001/jamainternmed.2020.2020>
- Doerre, A., & Doblhammer, G. (2022). The influence of gender on COVID-19 infections and mortality in Germany: Insights from age- and gender-specific modeling of contact rates, infections, and deaths in the early phase of the pandemic. *PLoS ONE*, 17(5 May), 1–20. <https://doi.org/10.1371/journal.pone.0268119>
- Funk, S., Camacho, A., Kucharski, A. J., Eggo, R. M., & Edmunds, W. J. (2018). Real-Time Forecasting Of Infectious Disease Dynamics With A Stochastic Semi-Mechanistic Model. *Epidemics*, 3(2), 56–61. <https://doi.org/10.1016/j.epidem.2016.11.003>
- Ghiffari, R. A. (2020). Dampak Populasi dan Mobilitas Perkotaan terhadap Penyebaran Pandemi Covid-19 di Jakarta.
- Gov.UK. (2020). Guidance COVID-19: epidemiological definitions of outbreaks and clusters in particular settings.
- Gregg, M. B. (2009). *Field Epidemiology: 3rd (third) Edition*. Oxford University Press, USA.
- Han, Y., Liu, Y., Zhou, L., Chen, E., Liu, P., Pan, X., & Lu, Y. (2020). Epidemiological Assessment of Imported Coronavirus Disease 2019 (COVID-19) Cases in the Most Affected City Outside of Hubei Province, Wenzhou, China. *JAMA network open*, 3(4), e206785. <https://doi.org/10.1001/jamanetworkopen.2020.6785>
- KompasTV Bandung. (2020). Rekor! 405 Santri Ponpes Husnul Khotimah Kuningan Covid-19. *Kompas TV*, hal. 2.
- Luo, L., Liu, D., Liao, X., Wu, X., Jing, Q., Zheng, J., ... Li, Z. (2020). Modes of contact and

- risk of transmission in COVID-19 among close contacts. *MedRxiv*.
- Madison & Dane County. (2020). Understanding 'Clusters.'
- Mahrana, Faisal, H. K. P., Khairan, P., Mutmainah, I., Rahmawati, F. N., Marwadhani, S. S., ... Prawirohardjo, P. (2020). Kasus COVID-19 Ringan Pada Tenaga Medis : Evaluasi Temuan Klinis dan Risiko Transmisi. *Journal Indonesia Medical Association*, 70(4).
<https://doi.org/10.47830/jinma-vol.70.4-2020-223>
- Mushtaq, A., Ikram, A., Chaudhry, A., Sandhu, M., Khalid, F., Hussain, S., ... Salman, M. (2020). Evaluation of the COVID-19 Laboratory-Based Surveillance System in Islamabad-Pakistan 2020. *Global Biosecurity*, 1(4).
<https://doi.org/10.31646/gbio.73>
- NCDHSS. (2021). Outbreaks and Clusters.
- Nouvellet, P., Cori, A., Garske, T., Blake, I. M., Dorigatti, I., Hinsley, W., ... Riley, S. (2018). A Simple Approach To Measure Transmissibility and Forecast Incidence. *Epidemics*, 22(2), 29–35.
<https://doi.org/10.1016/j.epidem.2017.02.012>
- Nouvellet, P., Garske, T., Mills, H. L., Nedjati-Gilani, G., Hinsley, W., Blake, I. M., ... Ferguson, N. M. (2015). The Role of Rapid Diagnostics in Managing Ebola Epidemics. *Nature*, 52(8), 109–116.
<https://doi.org/10.1038/nature16041>
- Nugroho, W. D., C, W. I., Alanish, S. T., Istiqomah, N., & Cahyasari, I. (2020). Literature Review : Transmisi Covid-19 dari Manusia ke Manusia Di Asia. *jurnal of Bionursing*, 2(2), 101–112.
- PIKOBAR. (2022). Sebaran Data COVID-19 Jawa Barat.
- Porta, M. (2008). *A dictionary of epidemiology*. Oxford university press.
- Randhawa, N., Campbell, F., Crellen, T., Sudre, B., & Jombart, T. (2019). Epicontacts : Handling , Visualisation and Analysis of epidemiological contacts, (May), 1–12.
- Ravindra, K., Malik, V. S., Padhi, B. K., Goel, S., & Gupta, M. (2022). Asymptomatic infection and transmission of COVID-19 among clusters: systematic review and meta-analysis. *Public Health*, 203, 100–109.
<https://doi.org/10.1016/j.puhe.2021.12.003>
- Rifaldi, F., & Laiding, S. R. (2021). *Karakteristik Penderita Covid-19 Di Rsup Dr. Wahidin Sudirohusodo Makassar Periode April – Juni 2020*. UNIVERSITAS HASANUDDIN.
- Ruapertiwi, A. M. (2021). *Epidemiologi Pasien Coronavirus Disease di Rumah Sakit Tingkat II Putri Hijau Kesdam I/Bukit Barisan Medan Sumatera Utara*. Universitas Islam Negeri Sumatera Utara.
- Satria, R. M. A., Tutupoho, R. V., & Chalidyanto, D. (2020). Analisis Faktor Risiko Kematian dengan Penyakit Komorbid Covid-19. *Jurnal Keperawatan Silampari*, 4(1), 48–55.
- Seftiya, A., & Kosala, K. (2020). Epidemiologi Karakteristik Pasien Covid-19 di Kalimantan Utara. *Jurnal Sains dan Kesehatan*, 3(5), 645–653.
- Sirajuddin, N. (2020). Pengaruh Kontak Erat terhadap Kasus Konfirmasi Covid- 19 di Kota Makassar Tahun 2020, 100–110.
- Supandi, T. P., Kandou, G. D., & Langi, F. L. F. G. (2021). Karakteristik Penderita Coronavirus Disease 2019 Di Kota Kotamobagu. *Jurnal KESMAS*, 10(8), 41–49.
- Susilo, A., Olivia, C., Jasirwan, M., Wafa, S., Maria, S., Rajabto, W., ... Cipto, R. (2022). Review of Current Literatures Mutasi dan Varian Coronavirus Disease 2019 (COVID-19): Tinjauan Literatur Terkini,

- 9(1), 59–81.
- Susilo, A., Rumende, C. M., Pitoyo, C. W., Santoso, W. D., Yulianti, M., Sinto, R., ... Cipto, R. (2020). Coronavirus Disease 2019 : Tinjauan Literatur Terkini. *Jurnal Penyakit Dalam Indonesia*, 7(1), 45–67.
- Teutsch, S. M., & Churchill, R. E. (2000). *Principles and practice of public health surveillance*. Oxford University Press, USA.
- Tian, S., Hu, N., Lou, J., Chen, K., Kang, X., Xiang, Z., ... Zhang, J. (2020). Characteristics of COVID-19 infection in Beijing. *Journal of Infection*, 80(4), 401–406.
<https://doi.org/10.1016/j.jinf.2020.02.018>
- Tupper, P., & Colijn, C. (2021). COVID-19 in schools: Mitigating classroom clusters in the context of variable transmission. *PLoS Computational Biology*, 17(7), 1–20.
<https://doi.org/10.1371/journal.pcbi.1009120>
- Vermonte, P. (2020). Karakteristik dan Persebaran COVID-19 di Indonesia : Temuan Awal, (April), 1–12.
- Volpp, K. G., Kraut, B. H., Ghosh, S., & Neatherlin, J. (2021). Minimal SARS-CoV-2 Transmission After Implementation of a Comprehensive Mitigation Strategy at a School — New Jersey, August 20–November 27, 2020. *MMWR Recommendations and Reports*, 70(11), 377–381.
<https://doi.org/10.15585/mmwr.mm7011a2>
- Wang, W., Tang, J., & Wei, F. (2020). Updated understanding of the outbreak of 2019 novel coronavirus (2019-nCoV) in Wuhan, China. *Journal Medical Virology*, 92(4), 441–447.
<https://doi.org/10.1002/jmv.25689>
- Webb, P., Bain, C., & Page, A. (2017). *Essential epidemiology: an introduction for students and health professionals*. Cambridge University Press.
- WHO Indonesia. (2020). Coronavirus Disease 2019 (COVID-19) Ikhtisar Kegiatan-8. *World Health Organization*, 19(Desember), 1–12.
- Yen, M. Y. (2020). Interrupting covid-19 transmission by implementing enhanced traffic control bundling: implications for global prevention and control efforts'. *Journal Of Microbiology, Immunology, and Infection*, 65(2).

Lampiran 7

EPIDEMIOLOGICAL CONTACT (EPICONTACT) INVESTIGATION OF COVID-19 AT ISLAMIC BOARDING SCHOOLS IN KUNINGAN REGENCY, INDONESIA

Cecep Heriana^{1,2}, Faridah Binti Moh. Said¹, Farzana Yasmin¹, Dieta Nurrika^{3,4}, Purwo Setiyo Nugroho^{5,6}

Lincoln University College Malaysia¹

Institute of Health Science Kuningan²

Department of Public Health, School of Health Science Banten, Indonesia³

Ministry of Research, Technology and Higher Education, Higher Education Service Institutions (LL-DIKTI) Region IV, Bandung, Indonesia⁴

Faculty of Public Health Universitas Muhammadiyah Kalimantan Timur, Indonesia⁵

Institute for Population and Social Research, Mahidol University, Thailand⁶

Correspondence address: Cecep Heriana

Email: cecepheriana.phd@gmail.com

ABSTRACT

Introduction: Covid-19 has spread throughout the world more than 61,27 million patient has infected, including in education clusters that implement boarding schools. Contact investigations on the cluster are necessary to control the spread of the virus. **Aims:** to describe the epidemiological contact pattern of investigation results in the Islamic Boarding school cluster in Kuningan Regency. **Methods:** The design of this study is descriptive with epidemiological approach. The population of all students of Pondok Pesantren X, as many as 164 students, a sample of 157 students who are positive for Covid-19, and research instruments for the Covid-19 outbreak investigation form, The variables studied included age, gender, symptoms, duration of contact, number of contacts, number of contact groups and place of contact. **Result:** Univariate data analysis with epicontact analysis. Results: sex: 33.3% male, 60.03% female, average age 15.05 years, the average number of contacts 3.25 people, the average number of male contacts 2.62 and female 3.39, number of male contact groups 41, number of female contact groups 91. Age of value $p=0.037$. **Conclusions:** Contact pattern conclusions Mostly in the female with the number of contacts between 3-4 people and age is related to the number of contacts. Limiting contact when there is suspicion is necessary to prevent transmission.

Keyword: Epidemiology Close Contact, Contact Investigation, Covid-19

INTRODUCTION

SARS-CoV-2, the virus that causes coronavirus disease 2019 (COVID-19) is a pneumonia disease that became a pandemic in 2020. The disease was first discovered in Wuhan, Hubei Province, China in December 2019. The virus infects human lungs in large numbers and has a far-reaching negative impact on life, especially on human physical and mental health. From the first discovery of COVID-19 patients in December 2019 to November 27, 2020, SARS-CoV-2 has infected 61,277,488 people, with daily additions reaching +10,000 people and causing 1,436,796 deaths worldwide (WHO, 2022). Not only effect on health aspect, COVID-19 is also impact in socio economic aspect on population. Many people lost their job that can direct impact on household income. Deceasing of household income can impact on increasing the amount of poverty. Globally, poverty worldwide increased from 7.8 percent (before pandemic) to 9.1 percent (during pandemic). On social challenge aspect, there occurred the social inequalities between stratum in society, such as low-skilled and high-skilled people, part-time and full-time worker, temporary and self-employed workers. Thus, COVID-19 leads the global burden around the world. The global burden can impact on the population in the future, such as economically, socially among other, etc.

In Indonesia, in the same period, 522,581 confirmed cases with daily additions reaching +5000 people and causing 16,521 deaths (Covid-19 Handling Task Force, 2022). The highest number is in DKI Jakarta Province contributing 20.8% of daily cases, followed by West Java province with 15.3% of cases (PIKOBAR, 2022). Cases in Kuningan Regency are among the highest cases, with this being the most with a prevalence rate of 14/1000 of the population. This is due to the existence of public places that have the potential to hold long crowds, such as Islamic boarding schools, schools, offices and so on. Rapid transmission

in clusters is due to asymptomatic cases with an asymptomatic prevalence in various adult clusters of 29.48% and in children at 24.09% (Ravindra, Malik, Padhi, Goel, & Gupta, 2022).

Social restrictions are carried out to prevent transmission, one of which is schools and Islamic boarding schools, however, there are still several Islamic boarding schools that do not close the activities of Islamic boarding schools and there are still crowds in the Islamic boarding school environment, as a result, there is a spread of cases in the neighbourhood. One of them was at the Husnul Khotimah Islamic boarding school which occurred in October 2020 with the number of confirmed people reaching 467 people from 1083 people in the PCR test (KompasTV Bandung, 2020). Then, the Islamic boarding school cluster reappeared at the Al-Mutawally Islamic boarding school, Bojong Village, Cilimus District, and as many as 102 students tested positive for COVID-19 (Baskara, 2020).

Therefore, to study, prepare, and implement interventions against the outbreak, epidemiologists need extensive contact data analysis tools. Cluster transmission investigations are also needed to determine contact patterns and analysis of disease outbreaks involving various tasks, from data collection to exploratory analysis (Randhawa, Campbell, Crellen, Sudre, & Jombart, 2019). COVID-19 cluster investigation method and guidance has determined by WHO. WHO reveals that cluster investigation aims to rapidly identify, test of suspected people, and isolate properly people who probable and confirmed cases. Thus, cluster investigation is needed by epidemiologist to finding cases.

Furthermore, epidemiological modelling used for event prediction (Funk, Camacho, Kucharski, Eggo, & Edmunds, 2018) or the impact of certain interventions. Currently, outbreak analysis is needed as informatively as possible, using much available data, including the timing of symptoms, the characterization of the distribution of major delays (e.g.

incubation period, serial intervals) and data on contact between patients (Nouvellet et al., 2018). The latter type of data is essential for outbreak analysis, not only because contact between patients is useful for uncovering epidemic triggers (Nouvellet et al., 2015) but also to identify new cases earlier can reduce ongoing transmission through contact tracing. Because students living in Boarding Schools are very vulnerable, not only to the transmission of the virus among students but also, in the end, transmission to their families after travelling (Cesilia, Sudarmaji, Setiabudi, & Nataprawira, 2021). Student living in boarding schools are the closed population because they will stay there with same group there. Thus, infecting each other is the commonly phenomenon in boarding schools.

The research gap is related with the many previous study reveal the risk factor of COVID-19. However, few studies explained the COVID-19 situation through figure on map. This study reveal both the risk factor and mapping the COVID-19 situation. Using this study, the policy maker can know what the significant factor related with the COVID-19 and policy maker can also imagine the COVID-19 situation through map provided in this research.

Students who come into contact with cases in Islamic boarding schools, including close contacts who are not protected, are at risk of being infected with Covid-19. When a COVID-19 patient is diagnosed, then his close contacts are traced, and his close contacts may be local from inside the boarding school or non-local from outside the boarding school.(Luo et al., 2020).

To our knowledge, however, there is still a limited understanding of epicontact in Indonesia. Therefore, identifying this issue is important to increase knowledge of epicontact in Indonesia. Thus, this study aims to identify the use of epicontact, row lists, and contact data, as well as the basic functions for handling, visualizing, and analyzing epidemiological contact data on ongoing events.

METHODS

Study design

A descriptive research design with epidemiological approach was conducted on November 27, 2020.

Participants

The population of all students and Teacher of Al-Mutawally is 156 students and teacher, a sample of 156 students who are positive for Covid-19. The inclusion criteria were: Students and Caretakers of Islamic boarding schools who have Covid-19 symptoms while at Islamic boarding schools. The exclusion criterion were: Invited guests visiting Islamic Boarding Schools.

Data collection

Data collection was carried out by interviewing through epidemiological investigations and contact tracing. The research instrument used is the Covid-19 outbreak investigation form. Covid-19 surveillance uses a more detailed case investigation form that includes information about specific risk factors, vaccinations or other methods of disease prevention, more detailed clinical information, and names or contact information for other potentially exposed people. Case investigation forms are completed by health care providers, by public health surveillance staff interviewing health care providers, or through abstraction of charts from information collected in patient history.(Teutsch & Churchill, 2000)

Variables

The variables studied included age, sex, symptoms, duration of contact, number of contacts, number of contact groups and place of contact. Age is the length of time a person has lived up to the research. Sex is either of the two main categories (male and female) into which humans and most other living things are divided on the basis of their reproductive functions. People with COVID-19 have had a wide range of symptoms reported – ranging from mild symptoms to severe illness. Symptoms may appear 2-14 days after exposure to the virus. Anyone can have mild to severe symptoms. Possible symptoms include: Fever or chills, Cough, Shortness of breath or difficulty breathing, Fatigue, Muscle or body aches, Headache, New loss of taste or smell, Sore throat, Congestion or runny nose, Nausea or vomiting, Diarrhea (CDC, 2020). The term contact refers to people who are considered to be at risk because of their exposure to someone who is infected. (Braithwaite, Callender, Bullock, & Aldridge, 2020). Contact duration is the length of time a person has been in contact with someone who is positive for Covid-19. The number of contacts is the number of people who interacted during the outbreak period. The number of contact groups is the number of contact clusters from all contacts in one place. Place of contact is a place where interaction occurs between close contact with someone who is positive for Covid-19.

Data Analysis

The data analysis carried out is univariate analysis with the online application Data tab and visualization of the case network (Epi-contact) with the Flourish Studio online application. This study analyzed bivariate the relationship between age and the number or proportion of contacts identified and the number or proportion of contacts who were later identified as infected.(Braithwaite et al., 2020). An analysis of bivariate data with

Pearson correlation test using SPSS. The statistical tests were two-sided. P-value < 0.05 were considered to be statistically significant.

Ethical Consideration

The ethics of this research was approved by the ethical commission of the Institute of Health Science Kuningan No.73/EP/STIKKU/2020.

RESULT

Table 1. Respondents' characteristics (n=156)

Group	Frequency	%
Sex		
Male	52	33,33
Female	104	66,66
Age		
6-19 Years	152	97,43
20-29 Years	1	0,06
30-39 Years	2	0,12
40-49 Years	1	0,06
Covid-19 Status		
Positif	156	100
Negatif	-	-

Based on table 1, the univariate analysis for the characteristics of the respondents showed that the majority were female (66.66%) and the age of the respondents was mostly 6-19 years (97.43%) and all (100%) were positive for Covid-19. The results of the univariate analysis showed the epicontact of cases in the group of male and female students as shown in figure 1 and figure 2 below. Figure 1 shows the Covid-19 cluster pattern of male students. Interaction between respondents occurs in groups. The respondents contact at least 2 people, the most contact is about 42 people, and the average contact is 10 people; then, the spread occurs massively.

COVID-19 Cluster at Male Islamic Boarding School
Sub-District Cilimus, District of Kuningan

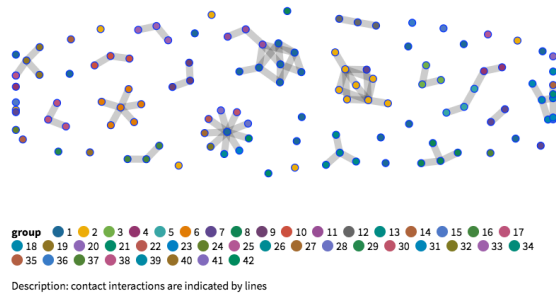


Figure 1. Covid-19 cluster contact pattern of male students

Figure 2 shows the Covid-19 cluster pattern of female students. Respondent contact occurs in a circular pattern with interactions between circles of more than one. This means that the respondent could spread the virus from one group to another more quickly.

COVID-19 Cluster at Female Islamic Boarding School
Sub District Cilimus, District of Kuningan

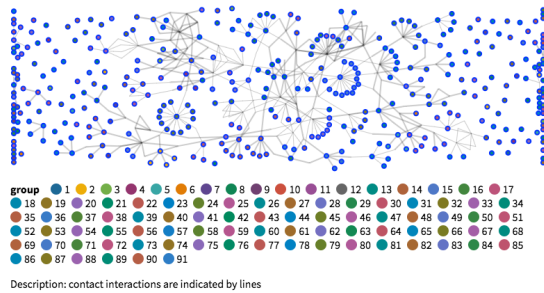


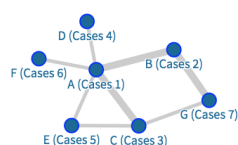
Figure 2. Covid-19 cluster contact pattern of female students



Figure 3. Boxplot distribution of the number of contacts by age in male and female students

The boxplot distribution of the number of contacts by age in male and female students is shown in Figure 3. The average contact is 15 years old, with the lowest being 13 years and the highest being 43 years. The most interactions (contacts) occurred 18 times at the age of 40 years, with an average of 3 contacts per day at the age of 15-20 years. The age of over 25 years shows that this is not a student but a teacher.

Figure 4 shows the epicontact COVID-19 cluster model. The contact model that occurs in Islamic boarding schools with more than 8 hours of contact will be transmitted from case A to case B. The first case or case index (A) shows that five people (B, C, D, E, and F) are in contact as secondary cases before an active case occurs. After contact with the first case (A), two of them are in contact with each other, increasing the risk of spreading to the other, so that there is case seven (G) as a tertiary case.



The thick line indicates the duration of contact >8 hours
Thin line indicates the duration of contact <8 hours

Figure 4. Epicontact Covid-19 cluster model

Table 2. Correlation analysis of age and the number of contact in Islamic Boarding School Kuningan Regency

Group	Mean	SD	Median	p-value	95% CI	
					Lower	Upper
Correlation						
Age	15,5	3.658	15	0.037	14.926	16.074
The number of contact	3.5	3.3	3			

(SD: standard deviation; CI: confident interval)

The results of the Pearson correlation test showed that the relationship of age with the number of contacts obtained a value of $p = 0.037$. This means, there is a relationship between age and the number of contacts in the Covid-19 cluster at the Al-Mutawally Islamic boarding school, Kuningan Regency. Based on the Confidence interval level (CI 95%), there are reveal that the range above 1 (14.926 – 16.074) that is mean the correlation between age is a risk factor to the number of contact among respondents,

DISCUSSION

In this descriptive research design, we identify the use of epicontact, row lists, and contact data, as well as the basic functions for handling, visualizing, and analyzing epidemiological contact data on ongoing events. Our study found that the average age of the respondents is 15 years old. Furthermore, 33.3% of respondents was male.

Among male students, the average contact is 10 people, whereas among female students, the contact occurs in a circular pattern with interactions between circles of more than one. The contact model that occurs was more than 8 hours of contact will be transmitted from case A to case B. Moreover. our study suggested that there was a association between age and the number of contacts in the Covid-19 cluster at the Al-Mutawally Islamic boarding school, Kuningan Regency. To the best of our knowledge, the present study is the first study to have proven an epidemiological contact (Epicontact) Investigation of Covid-19 in the Islamic Boarding School in Indonesian.

There is still a low public understanding of COVID-19, starting from the prevention and implementation of social distancing so that behaviour does not comply with health protocols that have an impact on the widespread transmission of COVID-19 and an increase in the number of positive patients and patients who die (Tian et al., 2020). When viewed from gender, this study shows that

women are twice as many as men with a percentage: of 33.3% men, 60.03% women.

Our study found that women are twice as many as men. This is in line with previous study (Ruapertiwi (2021) that the sex of Covid-19 sufferers is the most female. The previous studies also found that close contact investigations in Shinzen China showed that women were 72% more than men 28% of the results of Contact Based Surveillance (Bi et al., 2020). This is because women have more social interactions. The population in the Islamic boarding school cluster is school-age children, so the average patient age is 15.05 years old. The age of close contact is linearly associated with an increased risk of infection after contact with Covid-19 cases with an incidence rate in the adolescent group of 0-17 years of 1.8% (Luo et al., 2020). Then the characteristics of Covid-19 sufferers are on average aged in the productive age range (10-40 years). In the productive age range (10-40 years) have a high lifestyle, mobility and social interaction, so they are very vulnerable to being infected with Covid-19 (Supandi, Kandou, & Langi, 2021).

Previous studies have shown that children are more likely to have milder SARS-CoV-2 infections compared to adults. About 20% of the 171 confirmed cases of PCR, showed asymptomatic in children and adolescents (Cesilia et al., 2021). Plus the risk of transmission in Islamic boarding schools with activities in classrooms, buildings or certain locations that are closed will cause influence on air quality which triggers the spread of the coronavirus so quickly (Ghiffari, 2020).

From the description above, it can be concluded that this study shows that women are more infected with COVID-19 due to environmental factors that are more at risk of spreading the virus. The results of the study are in line with that (H.-Y. Cheng et al., 2020) there are more female cases (56 cases) than male cases (44 cases).

Our finding showed that students had average contact with 3 other students before the PCR test was carried out. A previous study reported that children and adolescents have more contacts than adults. Another factor is that children may not fully appreciate the health consequences of not wearing a mask; however, even if they recognize their potential for infection, they may feel more compelled to have social interactions, regardless of the health consequences (Doerre & Doblhammer, 2022). Thus, in the present study, one possible reason for this finding may be that adolescent students tend to have close friends who carry out their daily activities simultaneously because they help each other. So that the number of contacts is very risky for the transmission of Covid-19 because it is at risk of transmission between students. In addition, it risks transmitting to their families after traveling (Cesilia et al., 2021). Transmission is very fast in covid-19 in a short time, because of the transmission through droplets when interacting between students. Transmission of Covid-19 occurs through droplets, namely the infection can occur if a person is in a relatively short distance of less than 1 meter (Susilo et al., 2020). With someone who has symptoms of respiratory diseases (e.g. coughing and sneezing), droplet splashes are particularly at risk of transmitting to others if exposed to the oral and nasal mucosa or the potentially infective conjunctival mucosa of the eye (Nugroho, C, Alanish, Istiqomah, & Cahyasaki, 2020). In addition, it spreads very quickly from other viruses, also not accompanied by knowledge about the virus (Rifaldi & Laiding, 2021).

This is in line with the research of Nugroho et al. (2020), which suggests that airborne transmission in the same environment, contributes to the risk of spreading the COVID-19 outbreak. Then the risk of fomitus transmission plays a greater role than transmission through droplets as a mechanism in emerging infectious diseases (Yen, 2020). The risk of transmission in addition

to the number of contacts is the duration of contact between students during simultaneous activities. The results of a previous study showed that the reported contact duration within 6 feet of a person with Covid-19 assisted by data from a personal tracing device, showed 14 contacts based on student patients (Volpp, Kraut, Ghosh, & Neatherlin, 2021).

The spread of COVID-19 cases can be minimized by breaking the chain of transmission, which can be done by vaccination, isolation, early detection, and basic protection by washing hands with soap, maintaining social distance, wearing masks, spraying disinfection in places public places and screening for in-person visits. Then carry out contact tracing and tracking (case investigations and outbreak investigations), as well as providing isolation and quarantine facilities to prevent case transmission (H. Y. Cheng et al., 2020; Han et al., 2020). So, from the description above, it is concluded that the risk of spread occurs in a dense environment, especially in rooms where the air does not circulate properly and is coupled with the risk of the number of students interacting in the room.

The spread of COVID-19 cases can be minimized by breaking the chain of transmission, which can be done by vaccination, isolation, early detection, and basic protection by washing hands with soap, maintaining social distance, wearing masks, spraying disinfection in places public places and screening for in-person visits. Then carry out contact tracing and tracking (case investigations and outbreak investigations), as well as providing isolation and quarantine facilities to prevent case transmission (H. Y. Cheng et al., 2020; Han et al., 2020)

Risk of Contact Clusters in Covid Transmission

Students at The Islamic Boarding School carry out daily activities by staying in one room

containing 5-10 people according to the area of the room, this is a risk factor for contact and a high risk of transmission of Covid-19 because there is a transmission from person to person and frequent contact (Luo et al., 2020). Furthermore, apart from the number of people, when there are exposures in room settings, these could be linked to data on the room size, ventilation, and whether windows were open, and then further linked to follow-up on cluster size (Tupper & Colijn, 2021).

The beginning of the spread of cases focused on one environment and gradually spread to another. The focus of one such environment is called a cluster, which makes it a risk of spreading the disease (Vermonte, 2020). Cluster refers to an aggregation of cases grouped in place and time that are suspected to be greater than the number expected, even though the expected number may know (CDC, 2012). Clusters can be defined as an aggregation of actively uncommon events or diseases in space and/or time in amounts that are believed or perceived to be greater than could be expected by chance (Porta, 2008). The word is usually used to describe be a cluster of cases of a rare (usually non-infectious) disease, and putative clusters of disease are often suspected to have an environmental cause on based anecdotal evidence. As a result, much effort is often expended in repo response public outcry in attempts to determine whether a true cluster exists (Webb, Bain, & Page, 2017).

A Covid-19 cluster is defined as a minimum of five confirmed diagnostic cases with illness onsets or initial positive results within 14 days and plausible epidemiologic linkage between cases (NCDHSS, 2021), or a cluster as two or more cases associated with the same location, group, or event around the same time (Madison & Dane County, 2020). Cluster criteria is two or more test-confirmed cases of COVID-19 among individuals associated with a specific non-residential setting with illness onset dates within 14 days (In the absence of detailed information about the type of contact between the cases). The

end of the cluster is no test-confirmed cases with illness onset dates in the last 14 days (Gov.UK, 2020)

This cluster is possible because of the interests of the teacher or group leader who has to interact with other groups for the benefit of coordination and teaching. According to research conducted by Mahrana et al. (2020) the risk factors for the occurrence of new clusters are the presentation of initial cases, contact history, clinical manifestations, supporting examinations of the lungs and treatment management. Then, transmission, in this case, is characterized by gastrointestinal symptoms (diarrhoea and nausea), feverish patterns, namely higher temperatures at night to early morning (Wang, Tang, & Wei, 2020). The results of a contact investigation study in Shinzen China, showed that the Attack Rate of contact in the room (room / house) showed 11.2% with AN OR of 15, which means that household members who are in the same room or house are at risk of 15 times to contract it compared to those who are not in the same room or household. In addition, students will carry out meals together during mealtimes, this has the potential to have contact interactions when talking face to face who are at risk of transmission if someone is infected with Covid-19. The results of a study in Shinzen China, showed an Attack rate when eating 8.2% and 23, meaning that those who contacted while eating together were at risk of contracting it 23 times compared to those who did not eat together. Eating together risks interaction and contact with the case for more than 15 minutes. A person who interacts with this case is called a contact case. Tracing and monitoring of close contact cases of COVID-19 in Indonesia is carried out in full through the SILACAK Application. The use of contact tracing technology is in line with a directive from WHO in February 2021 on COVID-19 Contact Tracing, which states that the use of digital technology is important in supporting the surveillance process of contact tracing of COVID-19 cases, considering that tracing is one of the key

components of emergency response actions against the spread of infectious diseases. (WHO Indonesia, 2020).

The relationship of age to the number of contacts

The results showed a relationship between age and the number of contacts ($p = 0.037$). This is because students are mostly teenagers. After all, the behavioral characteristic of adolescents is to have a peer playgroup. In the playgroup, teenagers will carry out various daily activities so that it is at risk of increasing the number of contacts. The number of contacts will increase because the activities that are still carried out simultaneously are studying in class and residence in one room, an average of 10 people per room. This is also due to the productive age, especially school age, having activities with high socialization and supported by a closed environment. So that if there is a case in that place, it will spread quickly and massively (Sirajuddin, 2020).

This is research calling secondary attack rate. Secondary attack rate is a measure of the frequency of new cases of a disease among contacts of cases. A secondary attack rate equals the number of cases among contacts of primary cases during the study period divided by the total number of contacts. To calculate the total number of household contacts we normally subtract the number of primary cases from the total number of people residing in those households. (Gregg, 2009).

The results of the study (H.-Y. Cheng et al., 2020) showed from contact tracing, 23 secondary cases were found., It is was estimated that the mean incubation period was 4.1 days (95% credible interval [CrI], 0, 4-15.8), and the median serial interval was 4.1 days (95% CrI, 0.1-27.8) (95% CrI, 0.1-27.8)(H.-Y. Cheng et al., 2020)

This is in line with research (Seftiya & Kosala, 2020) This is in line with research (Seftiya & Kosala, 2020) which suggests that the results of the study show a meaningful relationship between the number of contacts and age, with a p-value = 0.015 ($p < 0.05$). Also in line with observational analytical research and bivariate tests conducted by Satria et al. (2020), which stated there was a relationship between the number of contacts to age, with a p-value = 0.041. In addition, comorbid diseases, namely hypertension and diabetes mellitus, male sex, and active smokers are risk factors for SARS-CoV-2 infection (Susilo et al., 2022).

The research results are evaluation of the COVID-19 Laboratory-Based Surveillance System in Islamabad - Pakistan 2020 by (Mushtaq et al., 2020) that the system was found to be simple, as a uniform and consistent WHO standard case definition was being used by the laboratory. The system collects necessary information on demographics, clinical signs and symptoms, travel history, number of contacts and co-morbidities from all laboratories. (Mushtaq et al., 2020)

From the description above, it can be concluded that there is a relationship between age and the number of contacts because it is caused by various factors. The dominant factors are environmental and social. COVID-19 is still a disease to watch out for because of its relatively fast transmission, high mortality rate, and absence of definitive therapy. There are still many shortcomings in this study so further studies are needed.

This research has a weakness related with the research design. The research design was used in this study are descriptive and bivariate analysis. The descriptive analysis cannot reveal the association significantly and cannot reveal the causality between variables studied. However, the bivariate analysis can explain the association between research variables. The data was obtained from respondents through cross-sectional design

which the design is related with the temporal ambiguity. The temporal ambiguity is the research error that affect on the causality error. Thus, the association between variables is potentially on bidirectional association. In addition, this study also did not include other variables as a confounding or mediating variables. If both variables was included in the study, researcher can estimate the adjust odds ration which the goodness of fit model in a statistical method. However, this research has a strengthens related with the explaining clearly through figure or picture. Reader can imagine what explaining in this research result. On determining COVID-19 variable, researcher use the COVID-19 test kit to know the status among respondents whether positive or negative of COVID-19. Related with the instruments, this research used the Covid-19 outbreak investigation form. Covid-19 surveillance uses a more detailed case investigation form that includes information about specific risk factors, vaccinations or other methods of disease prevention, more detailed clinical information, and names or contact information for other potentially exposed people. Thus, this instrument cannot be doubted because it includes complete information

CONCLUSION

The conclusion of contact patterns is mostly in women with the number of contacts between 3-4 people and age is related to the number of contacts. The advice needs to limit contact when there is a need to prevent transmission

REFERENCE

Baskara, B. (2020, Oktober). 102 Santri Ponpes Al-Mutawally Kuningan Positif COVID-19. *Detik.com*.

- Bi, Q., Wu, Y., Mei, S., Ye, C., Zou, X., Zhang, Z., ... Feng, T. (2020). Epidemiology and transmission of COVID-19 in 391 cases and 1286 of their close contacts in Shenzhen, China: a retrospective cohort study. *The Lancet Infectious Diseases*, *20*(8), 911–919.
[https://doi.org/10.1016/S1473-3099\(20\)30287-5](https://doi.org/10.1016/S1473-3099(20)30287-5)
- Braithwaite, I., Callender, T., Bullock, M., & Aldridge, R. W. (2020). Automated and partly automated contact tracing: a systematic review to inform the control of COVID-19. *The Lancet Digital Health*, *2*(11), e607–e621.
[https://doi.org/10.1016/S2589-7500\(20\)30184-9](https://doi.org/10.1016/S2589-7500(20)30184-9)
- CDC. (2012). Principles of Epidemiology in Public Health Practice, Third Edition An Introduction to Applied Epidemiology and Biostatistics.
- CDC. (2020). Symptoms of COVID-19.
- Cesilia, C., Sudarmaji, S., Setiabudi, D., & Nataprawira, H. M. (2021). Case report of a COVID-19 family cluster originating from a boarding school. *Paediatrica Indonesiana*, *61*(1), 53–60.
<https://doi.org/10.14238/pi61.1.2021.53-60>
- Cheng, H.-Y., Jian, S.-W., Liu, D.-P., Ng, T.-C., Huang, W.-T., & Lin, H.-H. (2020). Contact Tracing Assessment of COVID-19 Transmission Dynamics in Taiwan and Risk at Different Exposure Periods Before and After Symptom Onset. *JAMA Internal Medicine*, *180*(9).
<https://doi.org/10.1001/jamainternmed.2020.2020>
- Cheng, H. Y., Jian, S. W., Liu, D. P., Ng, T. C., Huang, W. T., & Lin, H. H. (2020). Contact Tracing Assessment of COVID-19 Transmission Dynamics in Taiwan and Risk at Different Exposure Periods before and after Symptom Onset. *JAMA Internal Medicine*, *180*(9), 1156–1163.
<https://doi.org/10.1001/jamainternmed.2020.2020>
- Doerre, A., & Doblhammer, G. (2022). The influence of gender on COVID-19 infections and mortality in Germany: Insights from age- and gender-specific modeling of contact rates, infections, and deaths in the early phase of the pandemic. *PLoS ONE*, *17*(5 May), 1–20.
<https://doi.org/10.1371/journal.pone.0268119>
- Funk, S., Camacho, A., Kucharski, A. J., Eggo, R. M., & Edmunds, W. J. (2018). Real-Time Forecasting Of Infectious Disease Dynamics With A Stochastic Semi-Mechanistic Model. *Epidemics*, *3*(2), 56–61.
<https://doi.org/10.1016/j.epidem.2016.11.003>
- Ghiffari, R. A. (2020). Dampak Populasi dan Mobilitas Perkotaan terhadap Penyebaran Pandemi Covid-19 di Jakarta.
- Gov.UK. (2020). Guidance COVID-19: epidemiological definitions of outbreaks and clusters in particular settings.
- Gregg, M. B. (2009). *Field Epidemiology: 3rd (third) Edition*. Oxford University Press, USA.
- Han, Y., Liu, Y., Zhou, L., Chen, E., Liu, P., Pan, X., & Lu, Y. (2020). Epidemiological Assessment of Imported Coronavirus Disease 2019 (COVID-19) Cases in the Most Affected City Outside of Hubei Province, Wenzhou, China. *JAMA network open*, *3*(4), e206785.
<https://doi.org/10.1001/jamanetworkopen.2020.6785>
- KompasTV Bandung. (2020). Rekor! 405 Santri Ponpes Husnul Khotimah Kuningan Covid-19. *Kompas TV*, hal. 2.
- Luo, L., Liu, D., Liao, X., Wu, X., Jing, Q., Zheng, J., ... Li, Z. (2020). Modes of contact and

- risk of transmission in COVID-19 among close contacts. *MedRxiv*.
- Madison & Dane County. (2020). Understanding 'Clusters.'
- Mahrana, Faisal, H. K. P., Khairan, P., Mutmainah, I., Rahmawati, F. N., Marwadhani, S. S., ... Prawirohardjo, P. (2020). Kasus COVID-19 Ringan Pada Tenaga Medis : Evaluasi Temuan Klinis dan Risiko Transmisi. *Journal Indonesia Medical Association*, 70(4).
<https://doi.org/10.47830/jinma-vol.70.4-2020-223>
- Mushtaq, A., Ikram, A., Chaudhry, A., Sandhu, M., Khalid, F., Hussain, S., ... Salman, M. (2020). Evaluation of the COVID-19 Laboratory-Based Surveillance System in Islamabad-Pakistan 2020. *Global Biosecurity*, 1(4).
<https://doi.org/10.31646/gbio.73>
- NCDHSS. (2021). Outbreaks and Clusters.
- Nouvellet, P., Cori, A., Garske, T., Blake, I. M., Dorigatti, I., Hinsley, W., ... Riley, S. (2018). A Simple Approach To Measure Transmissibility and Forecast Incidence. *Epidemics*, 22(2), 29–35.
<https://doi.org/10.1016/j.epidem.2017.02.012>
- Nouvellet, P., Garske, T., Mills, H. L., Nedjati-Gilani, G., Hinsley, W., Blake, I. M., ... Ferguson, N. M. (2015). The Role of Rapid Diagnostics in Managing Ebola Epidemics. *Nature*, 52(8), 109–116.
<https://doi.org/10.1038/nature16041>
- Nugroho, W. D., C, W. I., Alanish, S. T., Istiqomah, N., & Cahyasari, I. (2020). Literature Review : Transmisi Covid-19 dari Manusia ke Manusia Di Asia. *jurnal of Bionursing*, 2(2), 101–112.
- PIKOBAR. (2022). Sebaran Data COVID-19 Jawa Barat.
- Porta, M. (2008). *A dictionary of epidemiology*. Oxford university press.
- Randhawa, N., Campbell, F., Crellen, T., Sudre, B., & Jombart, T. (2019). Epicontacts : Handling , Visualisation and Analysis of epidemiological contacts, (May), 1–12.
- Ravindra, K., Malik, V. S., Padhi, B. K., Goel, S., & Gupta, M. (2022). Asymptomatic infection and transmission of COVID-19 among clusters: systematic review and meta-analysis. *Public Health*, 203, 100–109.
<https://doi.org/10.1016/j.puhe.2021.12.003>
- Rifaldi, F., & Laiding, S. R. (2021). *Karakteristik Penderita Covid-19 Di Rsup Dr. Wahidin Sudirohusodo Makassar Periode April – Juni 2020*. UNIVERSITAS HASANUDDIN.
- Ruapertiwi, A. M. (2021). *Epidemiologi Pasien Coronavirus Disease di Rumah Sakit Tingkat II Putri Hijau Kesdam I/Bukit Barisan Medan Sumatera Utara*. Universitas Islam Negeri Sumatera Utara.
- Satria, R. M. A., Tutupoho, R. V., & Chalidyanto, D. (2020). Analisis Faktor Risiko Kematian dengan Penyakit Komorbid Covid-19. *Jurnal Keperawatan Silampari*, 4(1), 48–55.
- Seftiya, A., & Kosala, K. (2020). Epidemiologi Karakteristik Pasien Covid-19 di Kalimantan Utara. *Jurnal Sains dan Kesehatan*, 3(5), 645–653.
- Sirajuddin, N. (2020). Pengaruh Kontak Erat terhadap Kasus Konfirmasi Covid- 19 di Kota Makassar Tahun 2020, 100–110.
- Supandi, T. P., Kandou, G. D., & Langi, F. L. F. G. (2021). Karakteristik Penderita Coronavirus Disease 2019 Di Kota Kotamobagu. *Jurnal KESMAS*, 10(8), 41–49.
- Susilo, A., Olivia, C., Jasirwan, M., Wafa, S., Maria, S., Rajabto, W., ... Cipto, R. (2022). Review of Current Literatures Mutasi dan Varian Coronavirus Disease 2019 (COVID-19): Tinjauan Literatur Terkini,

- 9(1), 59–81.
- Susilo, A., Rumende, C. M., Pitoyo, C. W., Santoso, W. D., Yulianti, M., Sinto, R., ... Cipto, R. (2020). Coronavirus Disease 2019 : Tinjauan Literatur Terkini. *Jurnal Penyakit Dalam Indonesia*, 7(1), 45–67.
- Teutsch, S. M., & Churchill, R. E. (2000). *Principles and practice of public health surveillance*. Oxford University Press, USA.
- Tian, S., Hu, N., Lou, J., Chen, K., Kang, X., Xiang, Z., ... Zhang, J. (2020). Characteristics of COVID-19 infection in Beijing. *Journal of Infection*, 80(4), 401–406.
<https://doi.org/10.1016/j.jinf.2020.02.018>
- Tupper, P., & Colijn, C. (2021). COVID-19 in schools: Mitigating classroom clusters in the context of variable transmission. *PLoS Computational Biology*, 17(7), 1–20.
<https://doi.org/10.1371/journal.pcbi.1009120>
- Vermonte, P. (2020). Karakteristik dan Persebaran COVID-19 di Indonesia : Temuan Awal, (April), 1–12.
- Volpp, K. G., Kraut, B. H., Ghosh, S., & Neatherlin, J. (2021). Minimal SARS-CoV-2 Transmission After Implementation of a Comprehensive Mitigation Strategy at a School — New Jersey, August 20–November 27, 2020. *MMWR Recommendations and Reports*, 70(11), 377–381.
<https://doi.org/10.15585/mmwr.mm7011a2>
- Wang, W., Tang, J., & Wei, F. (2020). Updated understanding of the outbreak of 2019 novel coronavirus (2019-nCoV) in Wuhan, China. *Journal Medical Virology*, 92(4), 441–447.
<https://doi.org/10.1002/jmv.25689>
- Webb, P., Bain, C., & Page, A. (2017). *Essential epidemiology: an introduction for students and health professionals*. Cambridge University Press.
- WHO Indonesia. (2020). Coronavirus Disease 2019 (COVID-19) Ikhtisar Kegiatan-8. *World Health Organization*, 19(Desember), 1–12.
- Yen, M. Y. (2020). Interrupting covid-19 transmission by implementing enhanced traffic control bundling: implications for global prevention and control efforts'. *Journal Of Microbiology, Immunology, and Infection*, 65(2).

Lampiran 8

EPIDEMIOLOGICAL CONTACT (EPICONTACT) INVESTIGATION OF COVID-19 AT ISLAMIC BOARDING SCHOOLS IN KUNINGAN REGENCY, INDONESIA

Cecep Heriana^{1,2}, Faridah Binti Moh. Said¹, Farzana Yasmin¹, Dieta Nurrika^{3,4}, Purwo Setiyo Nugroho^{5,6}

Lincoln University College Malaysia¹

Institute of Health Science Kuningan²

Department of Public Health, School of Health Science Banten, Indonesia³

Ministry of Research, Technology and Higher Education, Higher Education Service Institutions (LL-DIKTI) Region IV, Bandung, Indonesia⁴

Faculty of Public Health Universitas Muhammadiyah Kalimantan Timur, Indonesia⁵

Institute for Population and Social Research, Mahidol University, Thailand⁶

Correspondence address: Cecep Heriana

Email: cecepheriana.phd@gmail.com

ABSTRACT

Introduction: Covid-19 has spread throughout the world more than 61,27 million patient has infected, including in education clusters that implement boarding schools. Contact investigations on the cluster are necessary to control the spread of the virus. **Aims:** to describe the epidemiological contact pattern of investigation results in the Islamic Boarding school cluster in Kuningan Regency. **Methods:** The design of this study is descriptive with epidemiological approach. The population of all students of Pondok Pesantren X, as many as 164 students, a sample of 157 students who are positive for Covid-19, and research instruments for the Covid-19 outbreak investigation form, The variables studied included age, gender, symptoms, duration of contact, number of contacts, number of contact groups and place of contact. **Result:** Univariate data analysis with epicontact analysis. Results: sex: 33.3% male, 60.03% female, average age 15.05 years, the average number of contacts 3.25 people, the average number of male contacts 2.62 and female 3.39, number of male contact groups 41, number of female contact groups 91. Age of value $p=0.037$. **Conclusions:** Contact pattern conclusions Mostly in the female with the number of contacts between 3-4 people and age is related to the number of contacts. Limiting contact when there is suspicion is necessary to prevent transmission.

Keyword: Epidemiology Close Contact, Contact Investigation, Covid-19

INTRODUCTION

SARS-CoV-2, the virus that causes coronavirus disease 2019 (COVID-19) is a pneumonia disease that became a pandemic in 2020. The disease was first discovered in Wuhan, Hubei Province, China in December 2019. The virus infects human lungs in large numbers and has a far-reaching negative impact on life, especially on human physical and mental health. From the first discovery of COVID-19 patients in December 2019 to November 27, 2020, SARS-CoV-2 has infected 61,277,488 people, with daily additions reaching +10,000 people and causing 1,436,796 deaths worldwide (WHO, 2022). Not only effect on health aspect, COVID-19 is also impact in socio economic aspect on population. Many people lost their job that can direct impact on household income. Deceasing of household income can impact on increasing the amount of poverty. Globally, poverty worldwide increased from 7.8 percent (before pandemic) to 9.1 percent (during pandemic). On social challenge aspect, there occurred the social inequalities between stratum in society, such as low-skilled and high-skilled people, part-time and full-time worker, temporary and self-employed workers. Thus, COVID-19 leads the global burden around the world. The global burden can impact on the population in the future, such as economically, socially among other, etc.

In Indonesia, in the same period, 522,581 confirmed cases with daily additions reaching +5000 people and causing 16,521 deaths (Covid-19 Handling Task Force, 2022). The highest number is in DKI Jakarta Province contributing 20.8% of daily cases, followed by West Java province with 15.3% of cases (PIKOBAR, 2022). Cases in Kuningan Regency are among the highest cases, with this being the most with a prevalence rate of 14/1000 of the population. This is due to the existence of public places that have the potential to hold long crowds, such as Islamic boarding schools, schools, offices and so on. Rapid transmission

in clusters is due to asymptomatic cases with an asymptomatic prevalence in various adult clusters of 29.48% and in children at 24.09% (Ravindra, Malik, Padhi, Goel, & Gupta, 2022).

Social restrictions are carried out to prevent transmission, one of which is schools and Islamic boarding schools, however, there are still several Islamic boarding schools that do not close the activities of Islamic boarding schools and there are still crowds in the Islamic boarding school environment, as a result, there is a spread of cases in the neighbourhood. One of them was at the Husnul Khotimah Islamic boarding school which occurred in October 2020 with the number of confirmed people reaching 467 people from 1083 people in the PCR test (KompasTV Bandung, 2020). Then, the Islamic boarding school cluster reappeared at the Al-Mutawally Islamic boarding school, Bojong Village, Cilimus District, and as many as 102 students tested positive for COVID-19 (Baskara, 2020).

Therefore, to study, prepare, and implement interventions against the outbreak, epidemiologists need extensive contact data analysis tools. Cluster transmission investigations are also needed to determine contact patterns and analysis of disease outbreaks involving various tasks, from data collection to exploratory analysis (Randhawa, Campbell, Crellen, Sudre, & Jombart, 2019). COVID-19 cluster investigation method and guidance has determined by WHO. WHO reveals that cluster investigation aims to rapidly identify, test of suspected people, and isolate properly people who probable and confirmed cases. Thus, cluster investigation is needed by epidemiologist to finding cases.

Furthermore, epidemiological modelling used for event prediction (Funk, Camacho, Kucharski, Eggo, & Edmunds, 2018) or the impact of certain interventions. Currently, outbreak analysis is needed as informatively as possible, using much available data, including the timing of symptoms, the characterization of the distribution of major delays (e.g.

incubation period, serial intervals) and data on contact between patients (Nouvellet et al., 2018). The latter type of data is essential for outbreak analysis, not only because contact between patients is useful for uncovering epidemic triggers (Nouvellet et al., 2015) but also to identify new cases earlier can reduce ongoing transmission through contact tracing. Because students living in Boarding Schools are very vulnerable, not only to the transmission of the virus among students but also, in the end, transmission to their families after travelling (Cesilia, Sudarmaji, Setiabudi, & Nataprawira, 2021). Student living in boarding schools are the closed population because they will stay there with same group there. Thus, infecting each other is the commonly phenomenon in boarding schools.

The research gap is related with the many previous study reveal the risk factor of COVID-19. However, few studies explained the COVID-19 situation through figure on map. This study reveal both the risk factor and mapping the COVID-19 situation. Using this study, the policy maker can know what the significant factor related with the COVID-19 and policy maker can also imagine the COVID-19 situation through map provided in this research.

Students who come into contact with cases in Islamic boarding schools, including close contacts who are not protected, are at risk of being infected with Covid-19. When a COVID-19 patient is diagnosed, then his close contacts are traced, and his close contacts may be local from inside the boarding school or non-local from outside the boarding school.(Luo et al., 2020).

To our knowledge, however, there is still a limited understanding of epicontact in Indonesia. Therefore, identifying this issue is important to increase knowledge of epicontact in Indonesia. Thus, this study aims to identify the use of epicontact, row lists, and contact data, as well as the basic functions for handling, visualizing, and analyzing epidemiological contact data on ongoing events.

METHODS

Study design

A descriptive research design with epidemiological approach was conducted on November 27, 2020.

Participants

The population of all students and Teacher of Al-Mutawally is 156 students and teacher, a sample of 156 students who are positive for Covid-19. The inclusion criteria were: Students and Caretakers of Islamic boarding schools who have Covid-19 symptoms while at Islamic boarding schools. The exclusion criterion were: Invited guests visiting Islamic Boarding Schools.

Data collection

Data collection was carried out by interviewing through epidemiological investigations and contact tracing. The research instrument used is the Covid-19 outbreak investigation form. Covid-19 surveillance uses a more detailed case investigation form that includes information about specific risk factors, vaccinations or other methods of disease prevention, more detailed clinical information, and names or contact information for other potentially exposed people. Case investigation forms are completed by health care providers, by public health surveillance staff interviewing health care providers, or through abstraction of charts from information collected in patient history.(Teutsch & Churchill, 2000)

Variables

The variables studied included age, sex, symptoms, duration of contact, number of contacts, number of contact groups and place of contact. Age is the length of time a person has lived up to the research. Sex is either of the two main categories (male and female) into which humans and most other living things are divided on the basis of their reproductive functions. People with COVID-19 have had a wide range of symptoms reported – ranging from mild symptoms to severe illness. Symptoms may appear 2-14 days after exposure to the virus. Anyone can have mild to severe symptoms. Possible symptoms include: Fever or chills, Cough, Shortness of breath or difficulty breathing, Fatigue, Muscle or body aches, Headache, New loss of taste or smell, Sore throat, Congestion or runny nose, Nausea or vomiting, Diarrhea (CDC, 2020). The term contact refers to people who are considered to be at risk because of their exposure to someone who is infected. (Braithwaite, Callender, Bullock, & Aldridge, 2020). Contact duration is the length of time a person has been in contact with someone who is positive for Covid-19. The number of contacts is the number of people who interacted during the outbreak period. The number of contact groups is the number of contact clusters from all contacts in one place. Place of contact is a place where interaction occurs between close contact with someone who is positive for Covid-19.

Data Analysis

The data analysis carried out is univariate analysis with the online application Data tab and visualization of the case network (Epi-contact) with the Flourish Studio online application. This study analyzed bivariate the relationship between age and the number or proportion of contacts identified and the number or proportion of contacts who were later identified as infected.(Braithwaite et al., 2020). An analysis of bivariate data with

Pearson correlation test using SPSS. The statistical tests were two-sided. P-value < 0.05 were considered to be statistically significant.

Ethical Consideration

The ethics of this research was approved by the ethical commission of the Institute of Health Science Kuningan No.73/EP/STIKKU/2020.

RESULT

Table 1. Respondents' characteristics (n=156)

Group	Frequency	%
Sex		
Male	52	33,33
Female	104	66,66
Age		
6-19 Years	152	97,43
20-29 Years	1	0,06
30-39 Years	2	0,12
40-49 Years	1	0,06
Covid-19 Status		
Positif	156	100
Negatif	-	-

Based on table 1, the univariate analysis for the characteristics of the respondents showed that the majority were female (66.66%) and the age of the respondents was mostly 6-19 years (97.43%) and all (100%) were positive for Covid-19. The results of the univariate analysis showed the epicontact of cases in the group of male and female students as shown in figure 1 and figure 2 below. Figure 1 shows the Covid-19 cluster pattern of male students. Interaction between respondents occurs in groups. The respondents contact at least 2 people, the most contact is about 42 people, and the average contact is 10 people; then, the spread occurs massively.

COVID-19 Cluster at Male Islamic Boarding School
Sub-District Cilimus, District of Kuningan

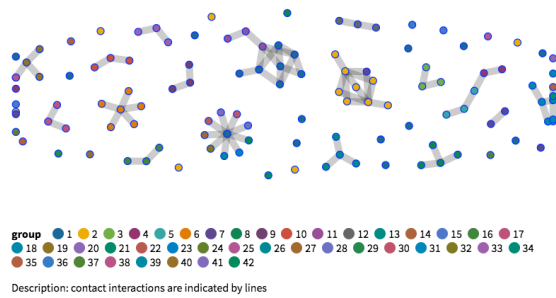


Figure 1. Covid-19 cluster contact pattern of male students

Figure 2 shows the Covid-19 cluster pattern of female students. Respondent contact occurs in a circular pattern with interactions between circles of more than one. This means that the respondent could spread the virus from one group to another more quickly.

COVID-19 Cluster at Female Islamic Boarding School
Sub District Cilimus, District of Kuningan

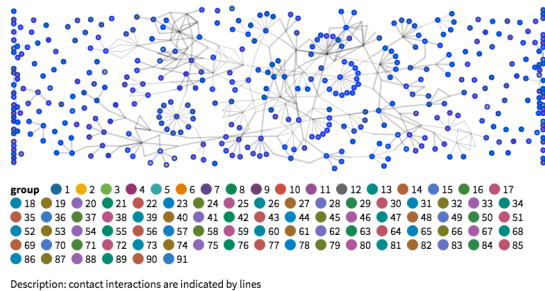


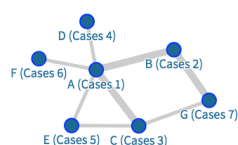
Figure 2. Covid-19 cluster contact pattern of female students



Figure 3. Boxplot distribution of the number of contacts by age in male and female students

The boxplot distribution of the number of contacts by age in male and female students is shown in Figure 3. The average contact is 15 years old, with the lowest being 13 years and the highest being 43 years. The most interactions (contacts) occurred 18 times at the age of 40 years, with an average of 3 contacts per day at the age of 15-20 years. The age of over 25 years shows that this is not a student but a teacher.

Figure 4 shows the epicontact COVID-19 cluster model. The contact model that occurs in Islamic boarding schools with more than 8 hours of contact will be transmitted from case A to case B. The first case or case index (A) shows that five people (B, C, D, E, and F) are in contact as secondary cases before an active case occurs. After contact with the first case (A), two of them are in contact with each other, increasing the risk of spreading to the other, so that there is case seven (G) as a tertiary case.



The thick line indicates the duration of contact >8 hours
Thin line indicates the duration of contact <8 hours

Figure 4. Epicontact Covid-19 cluster model

Table 2. Correlation analysis of age and the number of contact in Islamic Boarding School Kuningan Regency

Group	Mean	SD	Median	p-value	95% CI	
					Lower	Upper
Correlation						
Age	15,5	3.658	15	0.037	14.926	16.074
The number of contact	3.5	3.3	3			

(SD: standard deviation; CI: confident interval)

The results of the Pearson correlation test showed that the relationship of age with the number of contacts obtained a value of $p = 0.037$. This means, there is a relationship between age and the number of contacts in the Covid-19 cluster at the Al-Mutawally Islamic boarding school, Kuningan Regency. Based on the Confidence interval level (CI 95%), there are reveal that the range above 1 (14.926 – 16.074) that is mean the correlation between age is a risk factor to the number of contact among respondents,

DISCUSSION

In this descriptive research design, we identify the use of epicontact, row lists, and contact data, as well as the basic functions for handling, visualizing, and analyzing epidemiological contact data on ongoing events. Our study found that the average age of the respondents is 15 years old. Furthermore, 33.3% of respondents was male.

Among male students, the average contact is 10 people, whereas among female students, the contact occurs in a circular pattern with interactions between circles of more than one. The contact model that occurs was more than 8 hours of contact will be transmitted from case A to case B. Moreover. our study suggested that there was a association between age and the number of contacts in the Covid-19 cluster at the Al-Mutawally Islamic boarding school, Kuningan Regency. To the best of our knowledge, the present study is the first study to have proven an epidemiological contact (Epicontact) Investigation of Covid-19 in the Islamic Boarding School in Indonesian.

There is still a low public understanding of COVID-19, starting from the prevention and implementation of social distancing so that behaviour does not comply with health protocols that have an impact on the widespread transmission of COVID-19 and an increase in the number of positive patients and patients who die (Tian et al., 2020). When viewed from gender, this study shows that

women are twice as many as men with a percentage: of 33.3% men, 60.03% women.

Our study found that women are twice as many as men. This is in line with previous study (Ruapertiwi (2021) that the sex of Covid-19 sufferers is the most female. The previous studies also found that close contact investigations in Shinzen China showed that women were 72% more than men 28% of the results of Contact Based Surveillance (Bi et al., 2020). This is because women have more social interactions. The population in the Islamic boarding school cluster is school-age children, so the average patient age is 15.05 years old. The age of close contact is linearly associated with an increased risk of infection after contact with Covid-19 cases with an incidence rate in the adolescent group of 0-17 years of 1.8% (Luo et al., 2020). Then the characteristics of Covid-19 sufferers are on average aged in the productive age range (10-40 years). In the productive age range (10-40 years) have a high lifestyle, mobility and social interaction, so they are very vulnerable to being infected with Covid-19 (Supandi, Kandou, & Langi, 2021).

Previous studies have shown that children are more likely to have milder SARS-CoV-2 infections compared to adults. About 20% of the 171 confirmed cases of PCR, showed asymptomatic in children and adolescents (Cesilia et al., 2021). Plus the risk of transmission in Islamic boarding schools with activities in classrooms, buildings or certain locations that are closed will cause influence on air quality which triggers the spread of the coronavirus so quickly (Ghiffari, 2020).

From the description above, it can be concluded that this study shows that women are more infected with COVID-19 due to environmental factors that are more at risk of spreading the virus. The results of the study are in line with that (H.-Y. Cheng et al., 2020) there are more female cases (56 cases) than male cases (44 cases).

Our finding showed that students had average contact with 3 other students before the PCR test was carried out. A previous study reported that children and adolescents have more contacts than adults. Another factor is that children may not fully appreciate the health consequences of not wearing a mask; however, even if they recognize their potential for infection, they may feel more compelled to have social interactions, regardless of the health consequences (Doerre & Doblhammer, 2022). Thus, in the present study, one possible reason for this finding may be that adolescent students tend to have close friends who carry out their daily activities simultaneously because they help each other. So that the number of contacts is very risky for the transmission of Covid-19 because it is at risk of transmission between students. In addition, it risks transmitting to their families after traveling (Cesilia et al., 2021). Transmission is very fast in covid-19 in a short time, because of the transmission through droplets when interacting between students. Transmission of Covid-19 occurs through droplets, namely the infection can occur if a person is in a relatively short distance of less than 1 meter (Susilo et al., 2020). With someone who has symptoms of respiratory diseases (e.g. coughing and sneezing), droplet splashes are particularly at risk of transmitting to others if exposed to the oral and nasal mucosa or the potentially infective conjunctival mucosa of the eye (Nugroho, C, Alanish, Istiqomah, & Cahyasaki, 2020). In addition, it spreads very quickly from other viruses, also not accompanied by knowledge about the virus (Rifaldi & Laiding, 2021).

This is in line with the research of Nugroho et al. (2020), which suggests that airborne transmission in the same environment, contributes to the risk of spreading the COVID-19 outbreak. Then the risk of fomitus transmission plays a greater role than transmission through droplets as a mechanism in emerging infectious diseases (Yen, 2020). The risk of transmission in addition

to the number of contacts is the duration of contact between students during simultaneous activities. The results of a previous study showed that the reported contact duration within 6 feet of a person with Covid-19 assisted by data from a personal tracing device, showed 14 contacts based on student patients (Volpp, Kraut, Ghosh, & Neatherlin, 2021).

The spread of COVID-19 cases can be minimized by breaking the chain of transmission, which can be done by vaccination, isolation, early detection, and basic protection by washing hands with soap, maintaining social distance, wearing masks, spraying disinfection in places public places and screening for in-person visits. Then carry out contact tracing and tracking (case investigations and outbreak investigations), as well as providing isolation and quarantine facilities to prevent case transmission (H. Y. Cheng et al., 2020; Han et al., 2020). So, from the description above, it is concluded that the risk of spread occurs in a dense environment, especially in rooms where the air does not circulate properly and is coupled with the risk of the number of students interacting in the room.

The spread of COVID-19 cases can be minimized by breaking the chain of transmission, which can be done by vaccination, isolation, early detection, and basic protection by washing hands with soap, maintaining social distance, wearing masks, spraying disinfection in places public places and screening for in-person visits. Then carry out contact tracing and tracking (case investigations and outbreak investigations), as well as providing isolation and quarantine facilities to prevent case transmission (H. Y. Cheng et al., 2020; Han et al., 2020)

Risk of Contact Clusters in Covid Transmission

Students at The Islamic Boarding School carry out daily activities by staying in one room

containing 5-10 people according to the area of the room, this is a risk factor for contact and a high risk of transmission of Covid-19 because there is a transmission from person to person and frequent contact (Luo et al., 2020). Furthermore, apart from the number of people, when there are exposures in room settings, these could be linked to data on the room size, ventilation, and whether windows were open, and then further linked to follow-up on cluster size (Tupper & Colijn, 2021).

The beginning of the spread of cases focused on one environment and gradually spread to another. The focus of one such environment is called a cluster, which makes it a risk of spreading the disease (Vermonte, 2020). Cluster refers to an aggregation of cases grouped in place and time that are suspected to be greater than the number expected, even though the expected number may know (CDC, 2012). Clusters can be defined as an aggregation of actively uncommon events or diseases in space and/or time in amounts that are believed or perceived to be greater than could be expected by chance (Porta, 2008). The word is usually used to describe be a cluster of cases of a rare (usually non-infectious) disease, and putative clusters of disease are often suspected to have an environmental cause on based anecdotal evidence. As a result, much effort is often expended in repo response public outcry in attempts to determine whether a true cluster exists (Webb, Bain, & Page, 2017).

A Covid-19 cluster is defined as a minimum of five confirmed diagnostic cases with illness onsets or initial positive results within 14 days and plausible epidemiologic linkage between cases (NCDHSS, 2021), or a cluster as two or more cases associated with the same location, group, or event around the same time (Madison & Dane County, 2020). Cluster criteria is two or more test-confirmed cases of COVID-19 among individuals associated with a specific non-residential setting with illness onset dates within 14 days (In the absence of detailed information about the type of contact between the cases). The

end of the cluster is no test-confirmed cases with illness onset dates in the last 14 days (Gov.UK, 2020)

This cluster is possible because of the interests of the teacher or group leader who has to interact with other groups for the benefit of coordination and teaching. According to research conducted by Mahrana et al. (2020) the risk factors for the occurrence of new clusters are the presentation of initial cases, contact history, clinical manifestations, supporting examinations of the lungs and treatment management. Then, transmission, in this case, is characterized by gastrointestinal symptoms (diarrhoea and nausea), feverish patterns, namely higher temperatures at night to early morning (Wang, Tang, & Wei, 2020). The results of a contact investigation study in Shinzen China, showed that the Attack Rate of contact in the room (room / house) showed 11.2% with AN OR of 15, which means that household members who are in the same room or house are at risk of 15 times to contract it compared to those who are not in the same room or household. In addition, students will carry out meals together during mealtimes, this has the potential to have contact interactions when talking face to face who are at risk of transmission if someone is infected with Covid-19. The results of a study in Shinzen China, showed an Attack rate when eating 8.2% and 23, meaning that those who contacted while eating together were at risk of contracting it 23 times compared to those who did not eat together. Eating together risks interaction and contact with the case for more than 15 minutes. A person who interacts with this case is called a contact case. Tracing and monitoring of close contact cases of COVID-19 in Indonesia is carried out in full through the SILACAK Application. The use of contact tracing technology is in line with a directive from WHO in February 2021 on COVID-19 Contact Tracing, which states that the use of digital technology is important in supporting the surveillance process of contact tracing of COVID-19 cases, considering that tracing is one of the key

components of emergency response actions against the spread of infectious diseases. (WHO Indonesia, 2020).

The relationship of age to the number of contacts

The results showed a relationship between age and the number of contacts ($p = 0.037$). This is because students are mostly teenagers. After all, the behavioral characteristic of adolescents is to have a peer playgroup. In the playgroup, teenagers will carry out various daily activities so that it is at risk of increasing the number of contacts. The number of contacts will increase because the activities that are still carried out simultaneously are studying in class and residence in one room, an average of 10 people per room. This is also due to the productive age, especially school age, having activities with high socialization and supported by a closed environment. So that if there is a case in that place, it will spread quickly and massively (Sirajuddin, 2020).

This is research calling secondary attack rate. Secondary attack rate is a measure of the frequency of new cases of a disease among contacts of cases. A secondary attack rate equals the number of cases among contacts of primary cases during the study period divided by the total number of contacts. To calculate the total number of household contacts we normally subtract the number of primary cases from the total number of people residing in those households. (Gregg, 2009).

The results of the study (H.-Y. Cheng et al., 2020) showed from contact tracing, 23 secondary cases were found., It is was estimated that the mean incubation period was 4.1 days (95% credible interval [CrI], 0, 4-15.8), and the median serial interval was 4.1 days (95% CrI, 0.1-27.8) (95% CrI, 0.1-27.8)(H.-Y. Cheng et al., 2020)

This is in line with research (Seftiya & Kosala, 2020) This is in line with research (Seftiya & Kosala, 2020) which suggests that the results of the study show a meaningful relationship between the number of contacts and age, with a p-value = 0.015 ($p < 0.05$). Also in line with observational analytical research and bivariate tests conducted by Satria et al. (2020), which stated there was a relationship between the number of contacts to age, with a p-value = 0.041. In addition, comorbid diseases, namely hypertension and diabetes mellitus, male sex, and active smokers are risk factors for SARS-CoV-2 infection (Susilo et al., 2022).

The research results are evaluation of the COVID-19 Laboratory-Based Surveillance System in Islamabad - Pakistan 2020 by (Mushtaq et al., 2020) that the system was found to be simple, as a uniform and consistent WHO standard case definition was being used by the laboratory. The system collects necessary information on demographics, clinical signs and symptoms, travel history, number of contacts and co-morbidities from all laboratories. (Mushtaq et al., 2020)

From the description above, it can be concluded that there is a relationship between age and the number of contacts because it is caused by various factors. The dominant factors are environmental and social. COVID-19 is still a disease to watch out for because of its relatively fast transmission, high mortality rate, and absence of definitive therapy. There are still many shortcomings in this study so further studies are needed.

This research has a weakness related with the research design. The research design was used in this study are descriptive and bivariate analysis. The descriptive analysis cannot reveal the association significantly and cannot reveal the causality between variables studied. However, the bivariate analysis can explain the association between research variables. The data was obtained from respondents through cross-sectional design

which the design is related with the temporal ambiguity. The temporal ambiguity is the research error that affect on the causality error. Thus, the association between variables is potentially on bidirectional association. In addition, this study also did not include other variables as a confounding or mediating variables. If both variables was included in the study, researcher can estimate the adjust odds ration which the goodness of fit model in a statistical method. However, this research has a strengthens related with the explaining clearly through figure or picture. Reader can imagine what explaining in this research result. On determining COVID-19 variable, researcher use the COVID-19 test kit to know the status among respondents whether positive or negative of COVID-19. Related with the instruments, this research used the Covid-19 outbreak investigation form. Covid-19 surveillance uses a more detailed case investigation form that includes information about specific risk factors, vaccinations or other methods of disease prevention, more detailed clinical information, and names or contact information for other potentially exposed people. Thus, this instrument cannot be doubted because it includes complete information

CONCLUSION

The conclusion of contact patterns is mostly in women with the number of contacts between 3-4 people and age is related to the number of contacts. The advice needs to limit contact when there is a need to prevent transmission

REFERENCE

Baskara, B. (2020, Oktober). 102 Santri Ponpes Al-Mutawally Kuningan Positif COVID-19. *Detik.com*.

- Bi, Q., Wu, Y., Mei, S., Ye, C., Zou, X., Zhang, Z., ... Feng, T. (2020). Epidemiology and transmission of COVID-19 in 391 cases and 1286 of their close contacts in Shenzhen, China: a retrospective cohort study. *The Lancet Infectious Diseases*, 20(8), 911–919. [https://doi.org/10.1016/S1473-3099\(20\)30287-5](https://doi.org/10.1016/S1473-3099(20)30287-5)
- Braithwaite, I., Callender, T., Bullock, M., & Aldridge, R. W. (2020). Automated and partly automated contact tracing: a systematic review to inform the control of COVID-19. *The Lancet Digital Health*, 2(11), e607–e621. [https://doi.org/10.1016/S2589-7500\(20\)30184-9](https://doi.org/10.1016/S2589-7500(20)30184-9)
- CDC. (2012). Principles of Epidemiology in Public Health Practice, Third Edition An Introduction to Applied Epidemiology and Biostatistics.
- CDC. (2020). Symptoms of COVID-19.
- Cesilia, C., Sudarmaji, S., Setiabudi, D., & Nataprawira, H. M. (2021). Case report of a COVID-19 family cluster originating from a boarding school. *Paediatrica Indonesiana*, 61(1), 53–60. <https://doi.org/10.14238/pi61.1.2021.53-60>
- Cheng, H.-Y., Jian, S.-W., Liu, D.-P., Ng, T.-C., Huang, W.-T., & Lin, H.-H. (2020). Contact Tracing Assessment of COVID-19 Transmission Dynamics in Taiwan and Risk at Different Exposure Periods Before and After Symptom Onset. *JAMA Internal Medicine*, 180(9). <https://doi.org/10.1001/jamainternmed.2020.2020>
- Cheng, H. Y., Jian, S. W., Liu, D. P., Ng, T. C., Huang, W. T., & Lin, H. H. (2020). Contact Tracing Assessment of COVID-19 Transmission Dynamics in Taiwan and Risk at Different Exposure Periods before and after Symptom Onset. *JAMA Internal Medicine*, 180(9), 1156–1163. <https://doi.org/10.1001/jamainternmed.2020.2020>
- Doerre, A., & Doblhammer, G. (2022). The influence of gender on COVID-19 infections and mortality in Germany: Insights from age- and gender-specific modeling of contact rates, infections, and deaths in the early phase of the pandemic. *PLoS ONE*, 17(5 May), 1–20. <https://doi.org/10.1371/journal.pone.0268119>
- Funk, S., Camacho, A., Kucharski, A. J., Eggo, R. M., & Edmunds, W. J. (2018). Real-Time Forecasting Of Infectious Disease Dynamics With A Stochastic Semi-Mechanistic Model. *Epidemics*, 3(2), 56–61. <https://doi.org/10.1016/j.epidem.2016.11.003>
- Ghiffari, R. A. (2020). Dampak Populasi dan Mobilitas Perkotaan terhadap Penyebaran Pandemi Covid-19 di Jakarta.
- Gov.UK. (2020). Guidance COVID-19: epidemiological definitions of outbreaks and clusters in particular settings.
- Gregg, M. B. (2009). *Field Epidemiology: 3rd (third) Edition*. Oxford University Press, USA.
- Han, Y., Liu, Y., Zhou, L., Chen, E., Liu, P., Pan, X., & Lu, Y. (2020). Epidemiological Assessment of Imported Coronavirus Disease 2019 (COVID-19) Cases in the Most Affected City Outside of Hubei Province, Wenzhou, China. *JAMA network open*, 3(4), e206785. <https://doi.org/10.1001/jamanetworkopen.2020.6785>
- KompasTV Bandung. (2020). Rekor! 405 Santri Ponpes Husnul Khotimah Kuningan Covid-19. *Kompas TV*, hal. 2.
- Luo, L., Liu, D., Liao, X., Wu, X., Jing, Q., Zheng, J., ... Li, Z. (2020). Modes of contact and risk of transmission in COVID-19 among

- close contacts. *MedRxiv*.
- Madison & Dane County. (2020). Understanding 'Clusters.'
- Mahrana, Faisal, H. K. P., Khairan, P., Mutmainah, I., Rahmawati, F. N., Marwadhani, S. S., ... Prawirohardjo, P. (2020). Kasus COVID-19 Ringan Pada Tenaga Medis : Evaluasi Temuan Klinis dan Risiko Transmisi. *Journal Indonesia Medical Association*, 70(4). <https://doi.org/10.47830/jinma-vol.70.4-2020-223>
- Mushtaq, A., Ikram, A., Chaudhry, A., Sandhu, M., Khalid, F., Hussain, S., ... Salman, M. (2020). Evaluation of the COVID-19 Laboratory-Based Surveillance System in Islamabad-Pakistan 2020. *Global Biosecurity*, 1(4). <https://doi.org/10.31646/gbio.73>
- NCDHSS. (2021). Outbreaks and Clusters.
- Nouvellet, P., Cori, A., Garske, T., Blake, I. M., Dorigatti, I., Hinsley, W., ... Riley, S. (2018). A Simple Approach To Measure Transmissibility and Forecast Incidence. *Epidemics*, 22(2), 29–35. <https://doi.org/10.1016/j.epidem.2017.02.012>
- Nouvellet, P., Garske, T., Mills, H. L., Nedjati-Gilani, G., Hinsley, W., Blake, I. M., ... Ferguson, N. M. (2015). The Role of Rapid Diagnostics in Managing Ebola Epidemics. *Nature*, 52(8), 109–116. <https://doi.org/10.1038/nature16041>
- Nugroho, W. D., C, W. I., Alanish, S. T., Istiqomah, N., & Cahyasari, I. (2020). Literature Review : Transmisi Covid-19 dari Manusia ke Manusia Di Asia. *jurnal of Bionursing*, 2(2), 101–112.
- PIKOBAR. (2022). Sebaran Data COVID-19 Jawa Barat.
- Porta, M. (2008). *A dictionary of epidemiology*. Oxford university press.
- Randhawa, N., Campbell, F., Crellen, T., Sudre, B., & Jombart, T. (2019). Epicontacts : Handling , Visualisation and Analysis of epidemiological contacts, (May), 1–12.
- Ravindra, K., Malik, V. S., Padhi, B. K., Goel, S., & Gupta, M. (2022). Asymptomatic infection and transmission of COVID-19 among clusters: systematic review and meta-analysis. *Public Health*, 203, 100–109. <https://doi.org/10.1016/j.puhe.2021.12.003>
- Rifaldi, F., & Laiding, S. R. (2021). *Karakteristik Penderita Covid-19 Di Rsup Dr. Wahidin Sudirohusodo Makassar Periode April – Juni 2020*. UNIVERSITAS HASANUDDIN.
- Ruapertiwi, A. M. (2021). *Epidemiologi Pasien Coronavirus Disease di Rumah Sakit Tingkat II Putri Hijau Kesdam I/Bukit Barisan Medan Sumatera Utara*. Universitas Islam Negeri Sumatera Utara.
- Satria, R. M. A., Tutupoho, R. V., & Chalidyanto, D. (2020). Analisis Faktor Risiko Kematian dengan Penyakit Komorbid Covid-19. *Jurnal Keperawatan Silampari*, 4(1), 48–55.
- Seftiya, A., & Kosala, K. (2020). Epidemiologi Karakteristik Pasien Covid-19 di Kalimantan Utara. *Jurnal Sains dan Kesehatan*, 3(5), 645–653.
- Sirajuddin, N. (2020). Pengaruh Kontak Erat terhadap Kasus Konfirmasi Covid- 19 di Kota Makassar Tahun 2020, 100–110.
- Supandi, T. P., Kandou, G. D., & Langi, F. L. F. G. (2021). Karakteristik Penderita Coronavirus Disease 2019 Di Kota Kotamobagu. *Jurnal KESMAS*, 10(8), 41–49.
- Susilo, A., Olivia, C., Jasirwan, M., Wafa, S., Maria, S., Rajabto, W., ... Cipto, R. (2022). Review of Current Literatures Mutasi dan Varian Coronavirus Disease 2019 (COVID-19): Tinjauan Literatur Terkini, 9(1), 59–

81.

- Susilo, A., Rumende, C. M., Pitoyo, C. W., Santoso, W. D., Yulianti, M., Sinto, R., ... Cipto, R. (2020). Coronavirus Disease 2019 : Tinjauan Literatur Terkini. *Jurnal Penyakit Dalam Indonesia*, 7(1), 45–67.
- Teutsch, S. M., & Churchill, R. E. (2000). *Principles and practice of public health surveillance*. Oxford University Press, USA.
- Tian, S., Hu, N., Lou, J., Chen, K., Kang, X., Xiang, Z., ... Zhang, J. (2020). Characteristics of COVID-19 infection in Beijing. *Journal of Infection*, 80(4), 401–406. <https://doi.org/10.1016/j.jinf.2020.02.018>
- Tupper, P., & Colijn, C. (2021). COVID-19 in schools: Mitigating classroom clusters in the context of variable transmission. *PLoS Computational Biology*, 17(7), 1–20. <https://doi.org/10.1371/journal.pcbi.1009120>
- Vermonte, P. (2020). Karakteristik dan Persebaran COVID-19 di Indonesia : Temuan Awal, (April), 1–12.
- Volpp, K. G., Kraut, B. H., Ghosh, S., & Neatherlin, J. (2021). Minimal SARS-CoV-2 Transmission After Implementation of a Comprehensive Mitigation Strategy at a School — New Jersey, August 20–November 27, 2020. *MMWR Recommendations and Reports*, 70(11), 377–381. <https://doi.org/10.15585/mmwr.mm7011a2>
- Wang, W., Tang, J., & Wei, F. (2020). Updated understanding of the outbreak of 2019 novel coronavirus (2019-nCoV) in Wuhan, China. *Journal Medical Virologi*, 92(4), 441–447. <https://doi.org/10.1002/jmv.25689>.
- Webb, P., Bain, C., & Page, A. (2017). *Essential epidemiology: an introduction for students and health professionals*. Cambridge University Press.
- WHO Indonesia. (2020). Coronavirus Disease 2019 (COVID-19) Ikhtisar Kegiatan-8. *World Health Organization*, 19(Desember), 1–12.
- Yen, M. Y. (2020). Interrupting covid-19 transmission by implementing enhanced traffic control bundling: implications for global prevention and control efforts'. *Journal Of Microbiology, Immunology, and Infection*, 65(2).

Lampiran 9

EPIDEMIOLOGICAL CONTACT (EPICONTACT) INVESTIGATION OF COVID-19 AT ISLAMIC BOARDING SCHOOLS IN KUNINGAN REGENCY, INDONESIA

Cecep Heriana^{1,2}, Faridah Binti Moh. Said¹, Farzana Yasmin¹, Dieta Nurrika^{3,4}, Purwo Setiyo Nugroho^{5,6}

Lincoln University College Malaysia¹

Institute of Health Science Kuningan²

Department of Public Health, School of Health Science Banten, Indonesia³

Ministry of Research, Technology and Higher Education, Higher Education Service Institutions (LL-DIKTI) Region IV, Bandung, Indonesia⁴

Faculty of Public Health Universitas Muhammadiyah Kalimantan Timur, Indonesia⁵

Institute for Population and Social Research, Mahidol University, Thailand⁶

Correspondence address: Cecep Heriana

Email: cecepheriana.phd@gmail.com

ABSTRACT

Introduction: Covid-19 has spread throughout the world more than 61,27 million patient has infected, including in education clusters that implement boarding schools. Contact investigations on the cluster are necessary to control the spread of the virus. **Aims:** to describe the epidemiological contact pattern of investigation results in the Islamic Boarding school cluster in Kuningan Regency. **Methods:** The design of this study is descriptive with epidemiological approach. The population of all students of Pondok Pesantren X, as many as 164 students, a sample of 157 students who are positive for Covid-19, and research instruments for the Covid-19 outbreak investigation form, The variables studied included age, gender, symptoms, duration of contact, number of contacts, number of contact groups and place of contact. **Result:** Univariate data analysis with epicontact analysis. Results: sex: 33.3% male, 60.03% female, average age 15.05 years, the average number of contacts 3.25 people, the average number of male contacts 2.62 and female 3.39, number of male contact groups 41, number of female contact groups 91. Age of value $p=0.037$. **Conclusions:** Contact pattern conclusions Mostly in the female with the number of contacts between 3-4 people and age is related to the number of contacts. Limiting contact when there is suspicion is necessary to prevent transmission.

Keyword: Epidemiology Close Contact, Contact Investigation, Covid-19

INTRODUCTION

The coronavirus illness 2019 (COVID-19), which is caused by the SARS-CoV-2 virus, is a pneumonia condition that became global in 2020. In December 2019, Wuhan, Hubei Province, China, became the site of the disease's initial discovery. The virus causes widespread human lung infection and has a detrimental effect on many aspects of life, particularly on physical and mental health. Between December 2019, the month of the initial COVID-19 patient discovery, and November 27, 2020, SARS-CoV-2 has infected 61,277,488 people, with daily additions reaching +10,000 people and causing 1,436,796 deaths worldwide (WHO, 2022). Not only effect on health aspect, COVID-19 is also impact in socio economic aspect on population. Many people lost their job that can direct impact on household income. Deceasing of household income can impact on increasing the amount of poverty. Globally, poverty worldwide increased from 7.8 percent (before pandemic) to 9.1 percent (during pandemic). On social challenge aspect, there occurred the social inequalities between stratum in society, such as low-skilled and high-skilled people, part-time and full-time worker, temporary and self-employed workers. Thus, COVID-19 leads the global burden around the world. The global burden can impact on the population in the future, such as economically, socially among other, etc.

In Indonesia, in the same period, 522,581 confirmed cases with daily additions reaching +5000 people and causing 16,521 deaths (Covid-19 Handling Task Force, 2022). The highest number is in DKI Jakarta Province contributing 20.8% of daily cases, followed by West Java province with 15.3% of cases (PIKOBAR, 2022). Cases in Kuningan Regency are among the highest cases, with this being the most with a prevalence rate of 14/1000 of the population. This is due to the existence of public places that have the potential to hold long crowds, such as Islamic boarding schools,

schools, offices and so on. Rapid transmission in clusters is due to asymptomatic cases with an asymptomatic prevalence in various adult clusters of 29.48% and in children at 24.09% (Ravindra, Malik, Padhi, Goel, & Gupta, 2022).

There are social restrictions in place to stop the spread of the disease, one of which is schools and Islamic boarding schools. However, there are still a number of Islamic boarding schools that do not stop their operations, and as a result, there are crowds in the Islamic boarding school environment, which leads to an increase in cases in the surrounding area.. One of them was at the Husnul Khotimah Islamic boarding school which occurred in October 2020 with the number of confirmed people reaching 467 people from 1083 people in the PCR test (KompasTV Bandung, 2020). At the Al-Mutawally Islamic boarding school in Bojong Village, Cilimus District, the Islamic boarding school cluster later reappeared, and up to 102 students tested positive for COVID-19. (Baskara, 2020).

Therefore, to study, prepare, and implement interventions against the outbreak, epidemiologists need extensive contact data analysis tools. Cluster transmission investigations are also needed to determine contact patterns and analysis of disease outbreaks involving various tasks, from data collection to exploratory analysis (Randhawa, Campbell, Crellen, Sudre, & Jombart, 2019). COVID-19 cluster investigation method and guidance has determined by WHO. WHO reveals that cluster investigation aims to rapidly identify, test of suspected people, and isolate properly people who probable and confirmed cases. Thus, cluster investigation is needed by epidemiologist to finding cases.

Furthermore, epidemiological modelling used for event prediction (Funk, Camacho, Kucharski, Eggo, & Edmunds, 2018) or the impact of certain interventions. Currently, The timing of symptoms, the definition of the distribution of major delays (such as the

incubation time, serial intervals, and data on patient contact) are all important aspects of epidemic study. (Nouvellet et al., 2018). The latter type of information is crucial for outbreak analysis since it can help identify epidemic triggers and limit ongoing transmission by identifying new cases earlier. (Nouvellet et al., 2015). Because students living in Boarding Schools are very vulnerable, not only to the transmission of the virus among students but also, in the end, transmission to their families after travelling (Cesilia, Sudarmaji, Setiabudi, & Nataprawira, 2021). Student living in boarding schools are the closed population because they will stay there with same group there. Thus, infecting each other is the commonly phenomenon in boarding schools.

The research gap is related with the many previous study reveal the risk factor of COVID-19. However, few studies explained the COVID-19 situation through figure on map. This study reveal both the risk factor and mapping the COVID-19 situation. Using this study, the policy maker can know what the significant factor related with the COVID-19 and policy maker can also imagine the COVID-19 situation through map provided in this research.

Covid-19 infection is a possibility for students who interact with cases in Islamic boarding schools, especially close acquaintances who are not shielded. After a COVID-19 patient receives a diagnosis, his close contacts are identified. These individuals may be local to the boarding school or non-local to the boarding school. (Luo et al., 2020).

To our knowledge, Indonesians still only have a basic concept of epicontact. To better understand epicontact in Indonesia, it is crucial to identify this problem. The purpose of this study is to determine how epicontact is used, row lists, and contact data, as well as the basic functions for handling, visualizing, and analyzing epidemiological contact data on ongoing events.

METHODS

Study design

A descriptive research design with epidemiological approach was conducted on November 27, 2020.

Participants

A sample of 156 students who are positive for COVID-19 makes up the population of all students and teachers at Al-Mutawally, which is 156 students and teachers. The inclusion criteria were: Students and Caretakers of Islamic boarding schools who have Covid-19 symptoms while at Islamic boarding schools. The exclusion criterion were: Invited guests visiting Islamic Boarding Schools.

Data collection

Data collection was carried out by interviewing through epidemiological investigations and contact tracing. The research instrument used is the Covid-19 outbreak investigation form. Covid-19 surveillance uses a more detailed case investigation form that includes information about specific risk factors, vaccinations or other methods of disease prevention, more detailed clinical information, and names or contact information for other potentially exposed people. Case investigation forms are completed by health care providers, by public health surveillance staff interviewing health care providers, or through abstraction of charts from information collected in patient history. (Teutsch & Churchill, 2000)

Variables

The variables studied included age, sex, symptoms, duration of contact, number of contacts, number of contact groups and place of contact. Age is how long a person has lived according to the research. Male and female are the two primary categories (sex) into which humans and the majority of other living creatures are separated based on their reproductive capabilities. People with COVID-19 have reported experiencing a wide range of symptoms, from minor discomfort to serious sickness. 2 to 14 days after virus contact, symptoms may start to show. Anyone can experience minor to major symptoms. Fever or chills, coughing, shortness of breath or difficulty breathing, fatigue, muscle or body aches, headache, and a new loss of taste or smell are some possible symptoms. runny or congested nose, sore throat vomit or nausea, Diarrhea (CDC, 2020). People who are thought to be at risk due to their exposure to an infected person are referred to as contacts.. (Braithwaite, Callender, Bullock, & Aldridge, 2020). Contact duration measures how long a person has interacted with a Covid-19 positive person. The number of contacts is the total number of individuals who came into touch during the outbreak. The number of contact groups is the number of contact clusters from all contacts in one place. Place of contact is a location where interaction between personal contact with someone who is supportive of Covid-19.

Data Analysis

The data analysis carried out is univariate analysis with the online application Data tab and visualization of the case network (Epi-contact) with the Flourish Studio online application. Bivariate analysis was used in this investigation to assess the relationship between age, the number or proportion of detected contacts, and the number or proportion of detected contacts who later turned out to be infected.(Braithwaite et al.,

2020). An analysis of bivariate data with Pearson correlation test using SPSS. The statistical analyses were two-sided. Statistical significance was defined as a P-value <0.05..

Ethical Consideration

The ethical commission of the Institute of Health Science Kuningan No. 73/EP/STIKKU/2020 accepted the research's conduct in terms of ethics..

RESULT

Table 1. Respondents' characteristics (n=156)

Group	Frequency	%
Sex		
Male	52	33,33
Female	104	66,66
Age		
6-19 Years	152	97,43
20-29 Years	1	0,06
30-39 Years	2	0,12
40-49 Years	1	0,06
Covid-19 Status		
Positif	156	100
Negatif	-	-

Based on table 1, the univariate analysis for the characteristics of the respondents showed that the majority were female (66.66%) and the age of the respondents was mostly 6-19 years (97.43%) and all (100%) were positive for Covid-19. Figures 1 and 2 below indicate the epicontact of cases in the group of male and female students as a result of the univariate analysis.. Figure 1 shows the Covid-19 cluster pattern of male students. Interaction between respondents occurs in groups. The respondents contact at least 2 people, the most contact is about 42 people, and the

average contact is 10 people; then, the spread occurs massively.

COVID-19 Cluster at Male Islamic Boarding School
Sub-District Cilimus, District of Kuningan

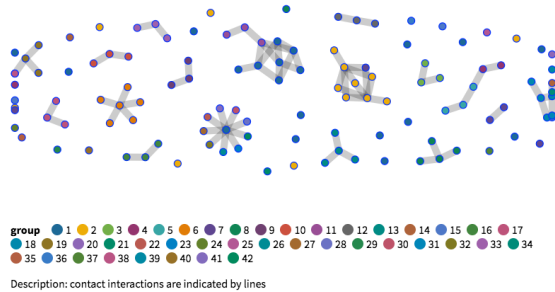


Figure 1. Covid-19 cluster contact pattern of male students

Figure 2 shows the Covid-19 cluster pattern of female students. Respondent contact occurs in a circular pattern with interactions between circles of more than one. This means that the respondent could spread the virus from one group to another more quickly.

COVID-19 Cluster at Female Islamic Boarding School
Sub District Cilimus, District of Kuningan

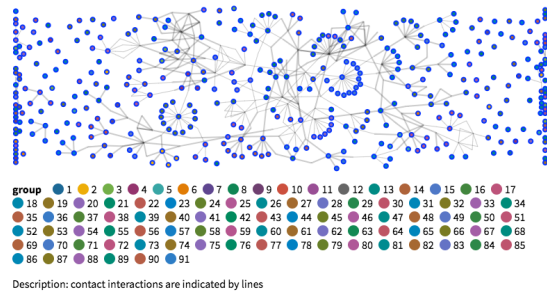


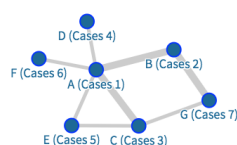
Figure 2. Covid-19 cluster contact pattern of female students



Figure 3. Boxplot showing the distribution of contacts by age among male and female students.

Figure 3 displays the boxplot distribution of the number of contacts by age for both male and female students. The average contact is 15 years old, with the lowest being 13 years and the highest being 43 years. The most interactions (contacts) occurred 18 times at the age of 40 years, with an average of 3 contacts per day at the age of 15-20 years. The age of over 25 years shows that this is not a student but a teacher.

Figure 4 shows the epicontact COVID-19 cluster model. The contact model that occurs in Islamic boarding schools with more than 8 hours of contact will be transmitted from case A to case B. The first case or case index (A) shows that five people (B, C, D, E, and F) are in contact as secondary cases before an active case occurs. After contact with the first case (A), two of them are in contact with each other, increasing the risk of spreading to the other, so that there is case seven (G) as a tertiary case.



The thick line indicates the duration of contact >8 hours
Thin line indicates the duration of contact <8 hours

Figure 4. Epicontact Covid-19 cluster model

Table 2. Correlation analysis of age and the number of contact in Islamic Boarding School Kuningan Regency

Group	Mean	SD	Median	p-value	95% CI	
					Lower	Upper
Correlation						
Age	15,5	3.658	15	0.037	14.926	16.074
The number of contact	3.5	3.3	3			

(SD: standard deviation; CI: confident interval)

The Pearson correlation test findings revealed that the association between age and contacts had a value of $p = 0.037$. In the Covid-19 cluster at the Al-Mutawally Islamic boarding school, Kuningan Regency, there is a correlation between age and the number of interactions. Based on the Confidence interval level (CI 95%), there are reveal that the range above 1 (14.926 – 16.074) that is mean the correlation between age is a risk factor to the number of contact among respondents,

DISCUSSION

In this descriptive research design, we identify the use of epicontact, row lists, and contact data, as well as the basic functions for handling, visualizing, and analyzing epidemiological contact data on ongoing events. Our study found that the average age of the respondents is 15 years old. Furthermore, 33.3% of respondents was male. Among male students, the average contact is

10 people, whereas among female students, the contact occurs in a circular pattern with interactions between circles of more than one. The contact model that occurs was more than 8 hours of contact will be transmitted from case A to case B. Furthermore, our research indicated a relationship between age and the quantity of contacts in the Covid-19 cluster at the Al-Mutawally Islamic boarding school, Kuningan Regency. To the best of our knowledge, this research is the first to demonstrate an epidemiological contact investigation (Epicontact) of Covid-19 in an Indonesian Islamic boarding school.

Beginning with the prevention and application of social distance so that behavior does not adhere to health protocols that have an impact on the widespread transmission of COVID-19 and an increase in the number of positive patients and patients who die, there is still a low level of public understanding of COVID-19. (Tian et al., 2020). When viewed from gender, this study shows that women are

twice as many as men with a percentage: of 33.3% men, 60.03% women.

Our study found that women are twice as many as men. This is in line with previous study (Ruapertiwi (2021) that the sex of Covid-19 sufferers is the most female. The previous studies also found that close contact investigations in Shinzen China showed that women were 72% more than men 28% of the results of Contact Based Surveillance (Bi et al., 2020). This is because women have more social interactions. The population in the Islamic boarding school cluster is school-age children, so the average patient age is 15.05 years old. An increased risk of infection following contact with Covid-19 cases is linearly correlated with the age of close contact, with a 1.8% incidence rate in the adolescent age group of 0–17 years (Luo et al., 2020). Then the characteristics of Covid-19 sufferers are on average aged in the productive age range (10-40 years). In the productive age range (10-40 years) have a high lifestyle, mobility and social interaction, so they are very vulnerable to being infected with Covid-19 (Supandi, Kandou, & Langi, 2021).

Previous studies have shown that children are more likely to have milder SARS-CoV-2 infections compared to adults. About 20% of the 171 confirmed cases of PCR, showed asymptomatic in children and adolescents (Cesilia et al., 2021). Plus the risk of transmission in Islamic boarding schools with activities in classrooms, buildings or certain locations that are closed will cause influence on air quality which triggers the spread of the coronavirus so quickly (Ghiffari, 2020).

From the description above, it can be concluded that this study shows that women are more infected with COVID-19 due to environmental factors that are more at risk of spreading the virus. According to the study's findings, there are 56 more female instances than male cases (44 cases) (H.-Y. Cheng et al., 2020).

Our finding showed that students had average contact with 3 other students before the PCR test was carried out. According to a previous study, kids and teenagers interact with others more than adults do. Children may also not completely understand the health risks associated with not donning a mask; yet, even if they are aware of their risk of infection, they may feel more pressured to engage in social activities regardless of the risks (Doerre & Doblhammer, 2022). Thus, in the present study, one possible reason for this finding may be that adolescent students tend to have close friends who carry out their daily activities simultaneously because they help each other. So that the number of contacts is very risky for the transmission of Covid-19 because it is at risk of transmission between students. In addition, it risks transmitting to their families after traveling (Cesilia et al., 2021). Transmission is very fast in covid-19 in a short time, because of the transmission through droplets when interacting between students. The infection can happen if a person is within a relatively short distance of less than 1 meter because Covid-19 is spread by droplets (Susilo et al., 2020). With a person exhibiting respiratory illness signs (e.g. coughing and sneezing), droplet splashes are particularly at risk of transmitting to others if exposed to the oral and nasal mucosa or the potentially infective conjunctival mucosa of the eye (Nugroho, C, Alanish, Istiqomah, & Cahyasaki, 2020). In addition, it spreads very quickly from other viruses, also not accompanied by knowledge about the virus (Rifaldi & Laiding, 2021).

This is consistent with the study by Nugroho et al. (2020) which contends that airborne transmission within the same setting increases the chance of the COVID-19 outbreak spreading. Therefore, as a mechanism in emerging infectious diseases, the risk of fomite transmission exerts a greater influence than transmission through droplets (Yen, 2020). The duration of student interaction during concurrent activities increases the risk

of transmission in addition to the quantity of contacts. The findings of a prior study revealed that the reported Covid-19 contact time within six feet of a subject, together with information from a personal tracking device, revealed 14 contacts in patient subjects who were students (Volpp, Kraut, Ghosh, & Neatherlin, 2021).

Breaking the chain of transmission can be accomplished by immunization, isolation, early detection, and basic protection measures like handwashing with soap, maintaining social distance, donning masks, sprinkling disinfectant in public areas, and screening for in-person visits.. Then carry out contact tracing and tracking (case investigations and outbreak investigations), as well as providing isolation and quarantine facilities to prevent case transmission (H. Y. Cheng et al., 2020; Han et al., 2020). So, from the description above, it is concluded that the risk of spread occurs in a dense environment, especially in rooms where the air does not circulate properly and is coupled with the risk of the number of students interacting in the room.

The spread of COVID-19 cases can be minimized by breaking the chain of transmission, which can be done by vaccination, isolation, early detection, and basic protection by washing hands with soap, maintaining social distance, wearing masks, spraying disinfection in places public places and screening for in-person visits. Then carry out contact tracing and tracking (case investigations and outbreak investigations), as well as providing isolation and quarantine facilities to prevent case transmission (H. Y. Cheng et al., 2020; Han et al., 2020)

Risk of Contact Clusters in Covid-19 Transmission

Students at The Islamic Boarding School carry out daily activities by staying in one room containing 5-10 people according to the area of the room, this is a risk factor for contact and a

high risk of transmission of Covid-19 because there is a transmission from person to person and frequent contact (Luo et al., 2020). Additionally, when there are exposures in confined spaces, information on the room's dimensions, ventilation, and whether windows were open could be linked to these, and then further linked to follow-up on cluster size (Tupper & Colijn, 2021).

The beginning of the spread of cases focused on one environment and gradually spread to another. The focus of one such environment is called a cluster, which makes it a risk of spreading the disease (Vermonte, 2020). A cluster is an accumulation of cases that are linked together in space and time and are believed to be more numerous than anticipated, even though the anticipated number may be known (CDC, 2012). A cluster is defined as an accumulation of actively rare events or illnesses in space or time in quantities that are thought or perceived to be higher than would be predicted by chance. (Porta, 2008). The word is usually used to describe be a cluster of cases of a rare (usually non-infectious) disease, and putative clusters of disease are often suspected to have an environmental cause on based anecdotal evidence. As a result, much effort is often expended in repo response public outcry in attempts to determine whether a true cluster exists(Webb, Bain, & Page, 2017).

A Covid-19 cluster is characterized as having a minimum of five confirmed diagnostic cases, first positive test findings, or illness onsets within 14 days, and a credible epidemiologic relationship between cases (NCDHSS, 2021), or defining a cluster as two or more incidents connected to the same place, people, or event that happened at the same time. (Madison & Dane County, 2020). Two or more COVID-19 test-confirmed cases among people connected to a particular non-residential context with disease onset dates within 14 days meet the criteria for a cluster (without specific information regarding the nature of contact between the cases). No cases with sickness onset dates in the previous 14

days and test-confirmed cases mark the end of the cluster. (Gov.UK, 2020)

This cluster is possible because of the interests of the teacher or group leader who has to interact with other groups for the benefit of coordination and teaching. According to research conducted by Mahrana et al. (2020) The appearance of early patients and contact history are risk factors for the development of new clusters, clinical manifestations, supporting examinations of the lungs and treatment management. Then, transmission, in this case, is characterized by gastrointestinal symptoms (diarrhoea and nausea), feverish patterns, namely higher temperatures at night to early morning (Wang, Tang, & Wei, 2020). The results of a contact investigation study in Shinzen China, showed that the Attack Rate of contact in the room (room / house) showed 11.2% with AN OR of 15, which means that household members who are in the same room or house are at risk of 15 times to contract it compared to those who are not in the same room or household. Additionally, students will eat meals together, which could result in face-to-face interactions between individuals who are at risk of spreading Covid-19 if someone in the group has the infection. The results of a study in Shinzen China, showed an Attack rate when eating 8.2% and 23, meaning that those who contacted while eating together were at risk of contracting it 23 times compared to those who did not eat together. Eating together risks interaction and contact with the case for more than 15 minutes. A person who interacts with this case is called a contact case. Tracing and monitoring of close contact cases of COVID-19 in Indonesia is carried out in full through the SILACAK Application. The use of contact tracing technology is in line with a directive from WHO in February 2021 on COVID-19 Contact Tracing, which states that the use of digital technology is important in supporting the surveillance process of contact tracing of COVID-19 cases, given that tracing is a crucial part of emergency

response efforts to prevent the spread of infectious diseases (WHO Indonesia, 2020).

The relationship of age to the number of contacts

The findings revealed a correlation between age and contacts ($p = 0.037$). This is because students are mostly teenagers. After all, the behavioral characteristic of adolescents is to have a peer playgroup. Teenagers will engage in a variety of daily activities at the playgroup, enhancing the possibility of increased contact. Given that there are still simultaneous activities of attending class and living in a room with, on average, 10 people, the number of contacts will rise. This is also due to the productive age, especially school age, having activities with high socialization and supported by a closed environment. So that if there is a case in that place, it will spread quickly and massively (Sirajuddin, 2020).

This is research calling secondary attack rate. Secondary attack rate is a measure of the frequency of new cases of a disease among contacts of cases. A secondary attack rate is calculated by dividing the total number of contacts during the research period by the number of cases among contacts of initial cases. Typically, we deduct the number of primary cases from the total number of people living in those households to arrive at the overall number of household contacts. (Gregg, 2009).

According to the study's findings (H.-Y. Cheng et al., 2020) contact tracing revealed 23 secondary cases. It is was estimated that the mean incubation period was 4.1 days (95% credible interval [CrI], 0, 4-15.8), and the median serial interval was 4.1 days (95% CrI, 0.1-27.8) (95% CrI, 0.1-27.8)(H.-Y. Cheng et al., 2020)

This is in line with research (Seftiya & Kosala, 2020) This is in line with research (Seftiya & Kosala, 2020) which suggests that

the results of the study show a meaningful relationship between the number of contacts and age, with a p-value = 0.015 ($p < 0.05$). Additionally consistent with Satria et al. (2020), observational analytical research and bivariate tests, which, with a p-value of 0.041, found a correlation between the number of connections and age. Additionally, male sex, active smokers, and comorbid diseases like hypertension and diabetes mellitus are risk factors for SARS-CoV-2 infection (Susilo et al., 2022).

The COVID-19 Laboratory-Based Surveillance System in Islamabad, Pakistan, was evaluated by Mustaq et al. in 2020, and the results show that the system was deemed to be straightforward because the laboratory was using a uniform and consistent WHO standard case definition. The system gathers vital data from all laboratories on demographics, clinical signs and symptoms, travel history, contact information, and co-morbidities. (Mushtaq et al., 2020)

It is clear from the explanation above that there is a correlation between age and the number of contacts because it is influenced by a variety of factors. Social and environmental variables predominate. Because of its high fatality rate, relatively rapid transmission, and lack of an effective treatment, COVID-19 is still a disease to be on the lookout for. There are still many shortcomings in this study so further studies are needed.

This research has a weakness related with the research design. The research design was used in this study are descriptive and bivariate analysis. The descriptive analysis cannot reveal the association significantly and cannot reveal the causality between variables studied. However, the bivariate analysis can explain the association between research variables. The data was obtained from respondents through cross-sectional design which the design is related with the temporal ambiguity. The temporal ambiguity is the research error that affect on the causality

error. Thus, the association between variables is potentially on bidirectional association. In addition, this study also did not include other variables as a confounding or mediating variables. If both variables was included in the study, researcher can estimate the adjust odds ration which the goodness of fit model in a statistical method. However, this research has a strengthens related with the explaining clearly through figure or picture. Reader can imagine what explaining in this research result. On determining COVID-19 variable, researcher use the COVID-19 test kit to know the status among respondents whether positive or negative of COVID-19. Related with the instruments, this research used the Covid-19 outbreak investigation form. Covid-19 surveillance uses a more detailed case investigation form that includes information about specific risk factors, vaccinations or other methods of disease prevention, more detailed clinical information, and names or contact information for other potentially exposed people. Thus, this instrument cannot be doubted because it includes complete information

CONCLUSION

The conclusion of contact patterns is mostly in women with the number of contacts between 3-4 people and age is related to the number of contacts. The advice needs to limit contact when there is a need to prevent transmission

REFERENCE

- Baskara, B. (2020, Oktober). 102 Santri Ponpes Al-Mutawally Kuningan Positif COVID-19. *Detik.com*.
- Bi, Q., Wu, Y., Mei, S., Ye, C., Zou, X., Zhang, Z., ... Feng, T. (2020). *Epidemiology and*

- transmission of COVID-19 in 391 cases and 1286 of their close contacts in Shenzhen, China: a retrospective cohort study. *The Lancet Infectious Diseases*, 20(8), 911–919. [https://doi.org/10.1016/S1473-3099\(20\)30287-5](https://doi.org/10.1016/S1473-3099(20)30287-5)
- Braithwaite, I., Callender, T., Bullock, M., & Aldridge, R. W. (2020). Automated and partly automated contact tracing: a systematic review to inform the control of COVID-19. *The Lancet Digital Health*, 2(11), e607–e621. [https://doi.org/10.1016/S2589-7500\(20\)30184-9](https://doi.org/10.1016/S2589-7500(20)30184-9)
- CDC. (2012). Principles of Epidemiology in Public Health Practice, Third Edition An Introduction to Applied Epidemiology and Biostatistics.
- CDC. (2020). Symptoms of COVID-19.
- Cesilia, C., Sudarmaji, S., Setiabudi, D., & Nataprawira, H. M. (2021). Case report of a COVID-19 family cluster originating from a boarding school. *Paediatrica Indonesiana*, 61(1), 53–60. <https://doi.org/10.14238/pi61.1.2021.53-60>
- Cheng, H.-Y., Jian, S.-W., Liu, D.-P., Ng, T.-C., Huang, W.-T., & Lin, H.-H. (2020). Contact Tracing Assessment of COVID-19 Transmission Dynamics in Taiwan and Risk at Different Exposure Periods Before and After Symptom Onset. *JAMA Internal Medicine*, 180(9), 1156–1163. <https://doi.org/10.1001/jamainternmed.2020.2020>
- Cheng, H. Y., Jian, S. W., Liu, D. P., Ng, T. C., Huang, W. T., & Lin, H. H. (2020). Contact Tracing Assessment of COVID-19 Transmission Dynamics in Taiwan and Risk at Different Exposure Periods before and after Symptom Onset. *JAMA Internal Medicine*, 180(9), 1156–1163. <https://doi.org/10.1001/jamainternmed.2020.2020>
- Doerre, A., & Doblhammer, G. (2022). The influence of gender on COVID-19 infections and mortality in Germany: Insights from age- and gender-specific modeling of contact rates, infections, and deaths in the early phase of the pandemic. *PLoS ONE*, 17(5 May), 1–20. <https://doi.org/10.1371/journal.pone.0268119>
- Funk, S., Camacho, A., Kucharski, A. J., Eggo, R. M., & Edmunds, W. J. (2018). Real-Time Forecasting Of Infectious Disease Dynamics With A Stochastic Semi-Mechanistic Model. *Epidemics*, 3(2), 56–61. <https://doi.org/10.1016/j.epidem.2016.11.003>
- Ghiffari, R. A. (2020). Dampak Populasi dan Mobilitas Perkotaan terhadap Penyebaran Pandemi Covid-19 di Jakarta.
- Gov.UK. (2020). Guidance COVID-19: epidemiological definitions of outbreaks and clusters in particular settings.
- Gregg, M. B. (2009). *Field Epidemiology: 3rd (third) Edition*. Oxford University Press, USA.
- Han, Y., Liu, Y., Zhou, L., Chen, E., Liu, P., Pan, X., & Lu, Y. (2020). Epidemiological Assessment of Imported Coronavirus Disease 2019 (COVID-19) Cases in the Most Affected City Outside of Hubei Province, Wenzhou, China. *JAMA network open*, 3(4), e206785. <https://doi.org/10.1001/jamanetworkopen.2020.6785>
- KompasTV Bandung. (2020). Rekor! 405 Santri Ponpes Husnul Khotimah Kuningan Covid-19. *Kompas TV*, hal. 2.
- Luo, L., Liu, D., Liao, X., Wu, X., Jing, Q., Zheng, J., ... Li, Z. (2020). Modes of contact and risk of transmission in COVID-19 among close contacts. *MedRxiv*.
- Madison & Dane County. (2020).

Understanding 'Clusters.'

- Mahrana, Faisal, H. K. P., Khairan, P., Mutmainah, I., Rahmawati, F. N., Marwadhani, S. S., ... Prawirohardjo, P. (2020). Kasus COVID-19 Ringan Pada Tenaga Medis : Evaluasi Temuan Klinis dan Risiko Transmisi. *Journal Indonesia Medical Association*, 70(4). <https://doi.org/10.47830/jinma-vol.70.4-2020-223>
- Mushtaq, A., Ikram, A., Chaudhry, A., Sandhu, M., Khalid, F., Hussain, S., ... Salman, M. (2020). Evaluation of the COVID-19 Laboratory-Based Surveillance System in Islamabad-Pakistan 2020. *Global Biosecurity*, 1(4). <https://doi.org/10.31646/gbio.73>
- NCDHSS. (2021). Outbreaks and Clusters.
- Nouvellet, P., Cori, A., Garske, T., Blake, I. M., Dorigatti, I., Hinsley, W., ... Riley, S. (2018). A Simple Approach To Measure Transmissibility and Forecast Incidence. *Epidemics*, 22(2), 29–35. <https://doi.org/10.1016/j.epidem.2017.02.012>
- Nouvellet, P., Garske, T., Mills, H. L., Nedjati-Gilani, G., Hinsley, W., Blake, I. M., ... Ferguson, N. M. (2015). The Role of Rapid Diagnostics in Managing Ebola Epidemics. *Nature*, 52(8), 109–116. <https://doi.org/10.1038/nature16041>
- Nugroho, W. D., C, W. I., Alanish, S. T., Istiqomah, N., & Cahyasari, I. (2020). Literature Review : Transmisi Covid-19 dari Manusia ke Manusia Di Asia. *jurnal of Bionursing*, 2(2), 101–112.
- PIKOBAR. (2022). Sebaran Data COVID-19 Jawa Barat.
- Porta, M. (2008). *A dictionary of epidemiology*. Oxford university press.
- Randhawa, N., Campbell, F., Crellen, T., Sudre, B., & Jombart, T. (2019). Epicontacts : Handling , Visualisation and Analysis of epidemiological contacts, (May), 1–12.
- Ravindra, K., Malik, V. S., Padhi, B. K., Goel, S., & Gupta, M. (2022). Asymptomatic infection and transmission of COVID-19 among clusters: systematic review and meta-analysis. *Public Health*, 203, 100–109. <https://doi.org/10.1016/j.puhe.2021.12.003>
- Rifaldi, F., & Laiding, S. R. (2021). *Karakteristik Penderita Covid-19 Di Rsup Dr. Wahidin Sudirohusodo Makassar Periode April – Juni 2020*. UNIVERSITAS HASANUDDIN.
- Ruapertiwi, A. M. (2021). *Epidemiologi Pasien Coronavirus Disease di Rumah Sakit Tingkat II Putri Hijau Kesdam I/Bukit Barisan Medan Sumatera Utara*. Universitas Islam Negeri Sumatera Utara.
- Satria, R. M. A., Tutupoho, R. V., & Chalidyanto, D. (2020). Analisis Faktor Risiko Kematian dengan Penyakit Komorbid Covid-19. *Jurnal Keperawatan Silampari*, 4(1), 48–55.
- Seftiya, A., & Kosala, K. (2020). Epidemiologi Karakteristik Pasien Covid-19 di Kalimantan Utara. *Jurnal Sains dan Kesehatan*, 3(5), 645–653.
- Sirajuddin, N. (2020). Pengaruh Kontak Erat terhadap Kasus Konfirmasi Covid- 19 di Kota Makassar Tahun 2020, 100–110.
- Supandi, T. P., Kandou, G. D., & Langi, F. L. F. G. (2021). Karakteristik Penderita Coronavirus Disease 2019 Di Kota Kotamobagu. *Jurnal KESMAS*, 10(8), 41–49.
- Susilo, A., Olivia, C., Jasirwan, M., Wafa, S., Maria, S., Rajabto, W., ... Cipto, R. (2022). Review of Current Literatures Mutasi dan Varian Coronavirus Disease 2019 (COVID-19): Tinjauan Literatur Terkini, 9(1), 59–81.
- Susilo, A., Rumende, C. M., Pitoyo, C. W., Santoso, W. D., Yulianti, M., Sinto, R., ...

- Cipto, R. (2020). Coronavirus Disease 2019 : Tinjauan Literatur Terkini. *Jurnal Penyakit Dalam Indonesia*, 7(1), 45–67.
- Teutsch, S. M., & Churchill, R. E. (2000). *Principles and practice of public health surveillance*. Oxford University Press, USA.
- Tian, S., Hu, N., Lou, J., Chen, K., Kang, X., Xiang, Z., ... Zhang, J. (2020). Characteristics of COVID-19 infection in Beijing. *Journal of Infection*, 80(4), 401–406. <https://doi.org/10.1016/j.jinf.2020.02.018>
- Tupper, P., & Colijn, C. (2021). COVID-19 in schools: Mitigating classroom clusters in the context of variable transmission. *PLoS Computational Biology*, 17(7), 1–20. <https://doi.org/10.1371/journal.pcbi.1009120>
- Vermonte, P. (2020). Karakteristik dan Persebaran COVID-19 di Indonesia : Temuan Awal, (April), 1–12.
- Volpp, K. G., Kraut, B. H., Ghosh, S., & Neatherlin, J. (2021). Minimal SARS-CoV-2 Transmission After Implementation of a Comprehensive Mitigation Strategy at a School — New Jersey, August 20–November 27, 2020. *MMWR Recommendations and Reports*, 70(11), 377–381. <https://doi.org/10.15585/mmwr.mm7011a2>
- Wang, W., Tang, J., & Wei, F. (2020). Updated understanding of the outbreak of 2019 novel coronavirus (2019-nCoV) in Wuhan, China. *Journal Medical Virology*, 92(4), 441–447. <https://doi.org/10.1002/jmv.25689>.
- Webb, P., Bain, C., & Page, A. (2017). *Essential epidemiology: an introduction for students and health professionals*. Cambridge University Press.
- WHO Indonesia. (2020). Coronavirus Disease 2019 (COVID-19) Ikhtisar Kegiatan-8. *World Health Organization*, 19(Desember), 1–12.
- Yen, M. Y. (2020). Interrupting covid-19 transmission by implementing enhanced traffic control bundling: implications for global prevention and control efforts'. *Journal Of Microbiology, Immunology, and Infection*, 65(2).

EPIDEMIOLOGICAL CONTACT (EPICONTACT) INVESTIGATION OF COVID-19 AT ISLAMIC BOARDING SCHOOLS IN KUNINGAN REGENCY, INDONESIA

ABSTRACT

Introduction: Covid-19 has spread throughout the world more than 61,27 million patient has infected, including in education clusters that implement boarding schools. Contact investigations on the cluster are necessary to control the spread of the virus. **Aims:** to describe the epidemiological contact pattern of investigation results in the Islamic Boarding school cluster in Kuningan Regency. **Methods:** The design of this study is descriptive with epidemiological approach. The population of all students of Pondok Pesantren X, as many as 164 students, a sample of 157 students who are positive for Covid-19, and research instruments for the Covid-19 outbreak investigation form, The variables studied included age, gender, symptoms, duration of contact, number of contacts, number of contact groups and place of contact. **Result:** Univariate data analysis with epicontact analysis. **Results:** sex: 33.3% male, 60.03% female, average age 15.05 years, the average number of contacts 3.25 people, the average number of male contacts 2.62 and female 3.39, number of male contact groups 41, number of female contact groups 91. **Age of value $p=0.037$.** **Conclusions:** Contact pattern conclusions **M**ostly in the female with the number of contacts between 3-4 people and age is related to the number of contacts. Limiting contact when there is suspicion is necessary to prevent transmission.

Keyword: Epidemiology Close Contact, Contact Investigation, Covid-19

INTRODUCTION

The coronavirus illness 2019 (COVID-19), which is caused by the SARS-CoV-2 virus, is a pneumonia condition that became global in 2020. In December 2019, Wuhan, Hubei Province, China, became the site of the disease's initial discovery. The virus causes widespread human lung infection and has a detrimental effect on many aspects of life, particularly on physical and mental health.

between December 2019, the month of the initial COVID-19 patient discovery, and November 27, 2020, SARS-CoV-2 has infected 61,277,488 people, with daily additions reaching +10,000 people and causing 1,436,796 deaths worldwide (WHO, 2022). Not only effect on health aspect, COVID-19 is also impact in socio economic aspect on population. Many people lost their job that can direct impact on household income. Deceasing of household income can impact on increasing the amount of poverty. Globally, poverty

worldwide increased from 7.8 percent (before pandemic) to 9.1 percent (during pandemic). On social challenge aspect, there occurred the social inequalities between stratum in society, such as low-skilled and high-skilled people, part-time and full-time worker, temporary and self-employed workers. Thus, COVID-19 leads the global burden around the world. The global burden can impact on the population in the future, such as economically, socially among other, etc.

In Indonesia, in the same period, 522,581 confirmed cases with daily additions reaching +5000 people and causing 16,521 deaths (Covid-19 Handling Task Force, 2022). The highest number is in DKI Jakarta Province contributing 20.8% of daily cases, followed by West Java province with 15.3% of cases (PIKOBAR, 2022). Cases in Kuningan Regency are among the highest cases, with this being the most with a prevalence rate of 14/1000 of the population. This is due to the existence of public places that have the potential to hold long crowds, such as Islamic boarding schools, schools, offices and so on. Rapid transmission in clusters is due to asymptomatic cases with an asymptomatic prevalence in various adult clusters of 29.48% and in children at 24.09% (Ravindra, Malik, Padhi, Goel, & Gupta, 2022).

There are social restrictions in place to stop the spread of the disease, one of which is schools and Islamic boarding schools. However, there are still a number of Islamic boarding schools that do not stop their operations, and as a result, there are crowds in the Islamic boarding school environment, which leads to an increase in cases in the surrounding area.. One of them was at the Husnul Khotimah Islamic boarding school which occurred in October 2020 with the number of confirmed people reaching 467 people from 1083 people in the PCR test (KompasTV Bandung, 2020). At the Al-Mutawally Islamic boarding school in Bojong Village, Cilimus District, the Islamic boarding school cluster later reappeared, and up to 102

students tested positive for COVID-19. (Baskara, 2020).

Therefore, to study, prepare, and implement interventions against the outbreak, epidemiologists need extensive contact data analysis tools. Cluster transmission investigations are also needed to determine contact patterns and analysis of disease outbreaks involving various tasks, from data collection to exploratory analysis (Randhawa, Campbell, Crellen, Sudre, & Jombart, 2019). COVID-19 cluster investigation method and guidance has determined by WHO. WHO reveals that cluster investigation aims to rapidly identify, test of suspected people, and isolate properly people who probable and confirmed cases. Thus, cluster investigation is needed by epidemiologist to finding cases.

Furthermore, epidemiological modelling used for event prediction (Funk, Camacho, Kucharski, Eggo, & Edmunds, 2018) or the impact of certain interventions. Currently, The timing of symptoms, the definition of the distribution of major delays (such as the incubation time, serial intervals, and data on patient contact) are all important aspects of epidemic study. (Nouvellet et al., 2018). The latter type of information is crucial for outbreak analysis since it can help identify epidemic triggers and limit ongoing transmission by identifying new cases earlier. (Nouvellet et al., 2015). Because students living in Boarding Schools are very vulnerable, not only to the transmission of the virus among students but also, in the end, transmission to their families after travelling (Cesilia, Sudarmaji, Setiabudi, & Nataprawira, 2021). Student living in boarding schools are the closed population because they will stay there with same group there. Thus, infecting each other is the commonly phenomenon in boarding schools.

The research gap is related with the many previous study reveal the risk factor of COVID-19. However, few studies explained the COVID-19 situation through figure on map. This

study reveal both the risk factor and mapping the COVID-19 situation. Using this study, the policy maker can know what the significant factor related with the COVID-19 and policy maker can also imagine the COVID-19 situation through map provided in this research.

Covid-19 infection is a possibility for students who interact with cases in Islamic boarding schools, especially close acquaintances who are not shielded. After a COVID-19 patient receives a diagnosis, his close contacts are identified. These individuals may be local to the boarding school or non-local to the boarding school.(Luo et al., 2020).

To our knowledge, Indonesians still only have a basic concept of epicontact. To better understand epicontact in Indonesia, it is crucial to identify this problem. **The purpose of this study is to determine how epicontact is used, row lists, and contact data, as well as the basic functions for handling, visualizing, and analyzing epidemiological contact data on ongoing events.**

METHODS

Study design

A descriptive research design with epidemiological approach was conducted on **November 27, 2020.**

Participants

A sample of **156 students** who are positive for COVID-19 makes up the population of all students and teachers at Al-Mutawally, **which is 156 students and teachers.** The inclusion criteria were: Students and **Caretakers** of Islamic boarding schools who have Covid-19 symptoms while at Islamic boarding schools. The exclusion criterion were: Invited guests visiting Islamic Boarding Schools.

Data collection

Data collection was carried out by interviewing through epidemiological investigations and contact tracing. The research instrument used is the Covid-19 outbreak investigation form. Covid-19 surveillance uses a more detailed case investigation form that includes information about specific risk factors, vaccinations or other methods of disease prevention, more detailed clinical information, and names or contact information for other potentially exposed people. Case investigation forms are completed by health care providers, by public health surveillance staff interviewing health care providers, or through abstraction of charts from information collected in patient history.(Teutsch & Churchill, 2000)

Variables

The variables studied included age, sex, symptoms, duration of contact, number of contacts, number of contact groups and place of contact. Age is how long a person has lived according to the research. Male and female are the two primary categories (sex) into which humans and the majority of other living creatures are separated based on their reproductive capabilities. People with COVID-19 have reported experiencing a wide range of symptoms, from minor discomfort to serious sickness. 2 to 14 days after virus contact, symptoms may start to show. Anyone can experience minor to major symptoms. Fever or chills, coughing, shortness of breath or difficulty breathing, fatigue, muscle or body aches, headache, and a new loss of taste or smell are some possible symptoms. runny or congested nose, sore throat vomit or nausea, Diarrhea (CDC, 2020). People who are thought to be at risk due to their exposure to an infected person are referred to as contacts..

(Braithwaite, Callender, Bullock, & Aldridge, 2020). Contact duration measures how long a person has interacted with a Covid-19 positive person. The number of contacts is the total number of individuals who came into touch during the outbreak. The number of contact groups is the number of contact clusters from all contacts in one place. Place of contact is a location where interaction between personal contact with someone who is supportive of Covid-19.

Data Analysis

The data analysis carried out is univariate analysis with the online application Data tab and visualization of the case network (Epi-contact) with the Flourish Studio online application. Bivariate analysis was used in this investigation to assess the relationship between age, the number or proportion of detected contacts, and the number or proportion of detected contacts who later turned out to be infected.(Braithwaite et al., 2020). An analysis of bivariate data with Pearson correlation test using SPSS. The statistical analyses were two-sided. Statistical significance was defined as a **P**-value <0.05..

Ethical Consideration

The ethical commission of the Institute of Health Science Kuningan No. 73/EP/STIKKU/2020 accepted the research's conduct in terms of ethics.

RESULT

Table 1. Respondents' characteristics (n=156)

Group	Frequency	%
-------	-----------	---

Sex		
Male	52	33,33
Female	104	66,66
Age		
6-19 Years	152	97,43
20-29 Years	1	0,06
30-39 Years	2	0,12
40-49 Years	1	0,06
Covid-19 Status		
Positif	156	100
Negatif	-	-

Based on table 1, the univariate analysis for the characteristics of the respondents showed that the majority were female (66.66%) and the age of the respondents was mostly 6-19 years (97.43%) and all (100%) were positive for Covid-19. Figures 1 and 2 below indicate the epicontact of cases in the group of male and female students as a result of the univariate analysis.. Figure 1 shows the Covid-19 cluster pattern of male students. Interaction between respondents occurs in groups. The respondents contact at least 2 people, the most contact is about 42 people, and the average contact is 10 people; then, the spread occurs massively.

COVID-19 Cluster at Male Islamic Boarding School
Sub-District Cilimus, District of Kuningan

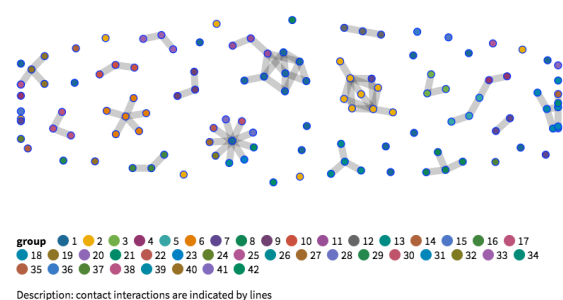


Figure 1. Covid-19 cluster contact pattern of male students

Figure 2 shows the Covid-19 cluster pattern of female students. Respondent contact occurs in a circular pattern with interactions between circles of more than one.

This means that the respondent could spread the virus from one group to another more quickly.

COVID-19 Cluster at Female Islamic Boarding School
Sub District Cilimus, District of Kuningan

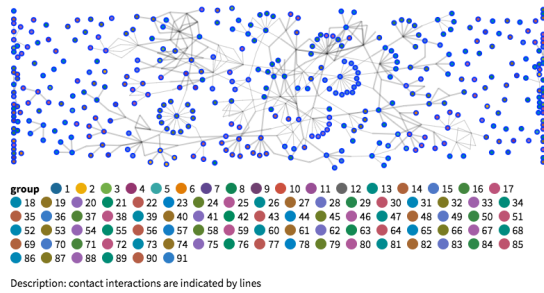


Figure 2. Covid-19 cluster contact pattern of female students



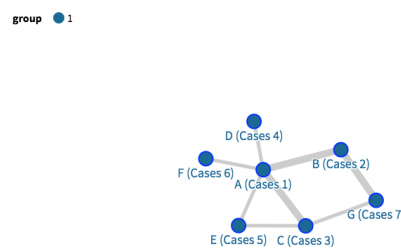
Figure 3. Boxplot showing the distribution of contacts by age among male and female students.

Figure 3 displays the boxplot distribution of the number of contacts by age for both male

and female students. The average contact is 15 years old, with the lowest being 13 years and the highest being 43 years. The most interactions (contacts) occurred 18 times at the age of 40 years, with an average of 3 contacts per day at the age of 15-20 years. The age of over 25 years shows that this is not a student but a teacher.

Figure 4 shows the epicontact COVID-19 cluster model. The contact model that occurs in Islamic boarding schools with more than 8 hours of contact will be transmitted from case A to case B. The first case or case index (A) shows that five people (B, C, D, E, and F) are in contact as secondary cases before an active case occurs. After contact with the first case (A), two of them are in contact with each other, increasing the risk of spreading to the other, so that there is case seven (G) as a tertiary case.

Epicontact Model Cluster Covid-19
Cluster Islamic Boarding School



The thick line indicates the duration of contact >8 hours
Thin line indicates the duration of contact <8 hours

Figure 4. Epicontact Covid-19 cluster model

Table 2. Correlation analysis of age and the number of contact in Islamic Boarding School Kuningan Regency

Group	Mean	SD	Median	p-value	95% CI	
					Lower	Upper
Correlation						
Age	15,5	3.658	15	0.037	14.926	16.074
The number of contact	3.5	3.3	3			

(SD: standard deviation; CI: confident interval)

The Pearson correlation test findings revealed that the association between age and contacts had a value of $p = 0.037$. In the Covid-19 cluster at the Al-Mutawally Islamic boarding school, Kuningan Regency, there is a correlation between age and the number of interactions. Based on the Confidence interval level (CI 95%), there are reveal that the range above 1 (14.926 – 16.074) that is mean the correlation between age is a risk factor to the number of contact among respondents,

DISCUSSION

In this descriptive research design, we identify the use of epicontact, row lists, and contact data, as well as the basic functions for handling, visualizing, and analyzing epidemiological contact data on ongoing events. Our study found that the average age of the respondents is 15 years old. Furthermore, 33.3% of respondents was male. Among male students, the average contact is 10 people, whereas among female students, the contact occurs in a circular pattern with interactions between circles of more than one. The contact model that occurs was more than 8 hours of contact will be transmitted from case A to case B. Furthermore, our research indicated a relationship between age and the quantity of contacts in the Covid-19 cluster at the Al-Mutawally Islamic boarding school, Kuningan Regency. **To the best of our knowledge,** this research is the first to demonstrate an epidemiological contact investigation (Epicontact) of Covid-19 in an Indonesian Islamic boarding school.

Beginning with the prevention and application of social distance so that behavior does not adhere to health protocols that have an impact on the widespread transmission of COVID-19 and an increase in the number of positive patients and patients who die, there is still a low level of public understanding of COVID-19. (Tian et al., 2020). When viewed

from gender, this **study shows that women are twice as many as men** with a percentage: of **33.3% men, 60.03% women.**

Our study found that women are twice as many as men. This is in line with previous study (Ruapertiwi (2021) that the sex of Covid-19 sufferers is the most female The previous studies also found that close contact investigations in Shinzen China showed that women were 72% more than men 28% of the results of Contact Based Surveillance (Bi et al., 2020). This is because women have more social interactions. The population in the Islamic boarding school cluster is school-age children, so the average patient age is 15.05 years old. An increased risk of infection following contact with Covid-19 cases is linearly correlated with the age of close contact, with a 1.8% incidence rate in the adolescent age group of 0–17 years (Luo et al., 2020). Then the characteristics of Covid-19 sufferers are on average aged in the productive age range (10-40 years). In the productive age range (10-40 years) have a high lifestyle, mobility and social interaction, so they are very vulnerable to being infected with Covid-19 (Supandi, Kandou, & Langi, 2021).

Previous studies have shown that children are more likely to have milder SARS-CoV-2 infections compared to adults. About 20% of the 171 confirmed cases of PCR, showed asymptomatic in children and adolescents (Cesilia et al., 2021). Plus the risk of transmission in Islamic boarding schools with activities in classrooms, buildings or certain locations that are closed will cause influence on air quality which triggers the spread of the coronavirus so quickly (Ghiffari, 2020).

From the description above, it can be concluded that this study shows that women are more infected with COVID-19 due to environmental factors that are more at risk of spreading the virus. According to the study's findings, there are 56 more female instances

than male cases (44 cases) (H.-Y. Cheng et al., 2020).

Our finding showed that students had average contact with 3 other students before the PCR test was carried out. According to a previous study, kids and teenagers interact with others more than adults do. Children may also not completely understand the health risks associated with not donning a mask; yet, even if they are aware of their risk of infection, they may feel more pressured to engage in social activities regardless of the risks (Doerre & Doblhammer, 2022). Thus, in the present study, one possible reason for this finding may be that adolescent students tend to have close friends who carry out their daily activities simultaneously because they help each other. So that the number of contacts is very risky for the transmission of Covid-19 because it is at risk of transmission between students. In addition, it risks transmitting to their families after traveling (Cesilia et al., 2021). Transmission is very fast in covid-19 in a short time, because of the transmission through droplets when interacting between students. The infection can happen if a person is within a relatively short distance of less than 1 meter because Covid-19 is spread by droplets (Susilo et al., 2020). With a person exhibiting respiratory illness signs (e.g. coughing and sneezing), droplet splashes are particularly at risk of transmitting to others if exposed to the oral and nasal mucosa or the potentially infective conjunctival mucosa of the eye (Nugroho, C, Alanish, Istiqomah, & Cahyasari, 2020). In addition, it spreads very quickly from other viruses, also not accompanied by knowledge about the virus (Rifaldi & Laiding, 2021).

This is consistent with the study by Nugroho et al. (2020) which contends that airborne transmission within the same setting increases the chance of the COVID-19 outbreak spreading. Therefore, as a mechanism in emerging infectious diseases, the risk of fomitus transmission exerts a greater influence than transmission through droplets (Yen,

2020). The duration of student interaction during concurrent activities increases the risk of transmission in addition to the quantity of contacts. The findings of a prior study revealed that the reported Covid-19 contact time within six feet of a subject, together with information from a personal tracking device, revealed 14 contacts in patient subjects who were students (Volpp, Kraut, Ghosh, & Neatherlin, 2021).

Breaking the chain of transmission can be accomplished by immunization, isolation, early detection, and basic protection measures like handwashing with soap, maintaining social distance, donning masks, sprinkling disinfectant in public areas, and screening for in-person visits.. Then carry out contact tracing and tracking (case investigations and outbreak investigations), as well as providing isolation and quarantine facilities to prevent case transmission (H. Y. Cheng et al., 2020; Han et al., 2020). So, from the description above, it is concluded that the risk of spread occurs in a dense environment, especially in rooms where the air does not circulate properly and is coupled with the risk of the number of students interacting in the room.

The spread of COVID-19 cases can be minimized by breaking the chain of transmission, which can be done by vaccination, isolation, early detection, and basic protection by washing hands with soap, maintaining social distance, wearing masks, spraying disinfection in places public places and screening for in-person visits. Then carry out contact tracing and tracking (case investigations and outbreak investigations), as well as providing isolation and quarantine facilities to prevent case transmission (H. Y. Cheng et al., 2020; Han et al., 2020)

Risk of Contact Clusters in Covid-19 Transmission

Students at The Islamic Boarding School carry out daily activities by staying in one room

containing 5-10 people according to the area of the room, this is a risk factor for contact and a high risk of transmission of Covid-19 because there is a transmission from person to person and frequent contact (Luo et al., 2020). Additionally, when there are exposures in confined spaces, information on the room's dimensions, ventilation, and whether windows were open could be linked to these, and then further linked to follow-up on cluster size (Tupper & Colijn, 2021).

The beginning of the spread of cases focused on one environment and gradually spread to another. The focus of one such environment is called a cluster, which makes it a risk of spreading the disease (Vermonte, 2020). A cluster is an accumulation of cases that are linked together in space and time and are believed to be more numerous than anticipated, even though the anticipated number may be known (CDC, 2012). A cluster is defined as an accumulation of actively rare events or illnesses in space or time in quantities that are thought or perceived to be higher than would be predicted by chance. (Porta, 2008). The word is usually used to describe a cluster of cases of a rare (usually non-infectious) disease, and putative clusters of disease are often suspected to have an environmental cause on based anecdotal evidence. As a result, much effort is often expended in response public outcry in attempts to determine whether a true cluster exists (Webb, Bain, & Page, 2017).

A Covid-19 cluster is characterized as having a minimum of five confirmed diagnostic cases, first positive test findings, or illness onsets within 14 days, and a credible epidemiologic relationship between cases (NCDHSS, 2021), or defining a cluster as two or more incidents connected to the same place, people, or event that happened at the same time. (Madison & Dane County, 2020). Two or more COVID-19 test-confirmed cases among people connected to a particular non-residential context with disease onset dates within 14 days meet the criteria for a cluster (without specific information regarding the

nature of contact between the cases). No cases with sickness onset dates in the previous 14 days and test-confirmed cases mark the end of the cluster. (Gov.UK, 2020)

This cluster is possible because of the interests of the teacher or group leader who has to interact with other groups for the benefit of coordination and teaching. According to research conducted by Mahrana et al. (2020) The appearance of early patients and contact history are risk factors for the development of new clusters, clinical manifestations, supporting examinations of the lungs and treatment management. Then, transmission, in this case, is characterized by gastrointestinal symptoms (diarrhoea and nausea), feverish patterns, namely higher temperatures at night to early morning (Wang, Tang, & Wei, 2020). The results of a contact investigation study in Shinzen China, showed that the Attack Rate of contact in the room (room / house) showed 11.2% with AN OR of 15, which means that household members who are in the same room or house are at risk of 15 times to contract it compared to those who are not in the same room or household. Additionally, students will eat meals together, which could result in face-to-face interactions between individuals who are at risk of spreading Covid-19 if someone in the group has the infection. The results of a study in Shinzen China, showed an Attack rate when eating 8.2% and 23, meaning that those who contacted while eating together were at risk of contracting it 23 times compared to those who did not eat together. Eating together risks interaction and contact with the case for more than 15 minutes. A person who interacts with this case is called a contact case. Tracing and monitoring of close contact cases of COVID-19 in Indonesia is carried out in full through the SILACAK Application. The use of contact tracing technology is in line with a directive from WHO in February 2021 on COVID-19 Contact Tracing, which states that the use of digital technology is important in supporting the surveillance process of contact tracing of COVID-19 cases,

given that tracing is a crucial part of emergency response efforts to prevent the spread of infectious diseases (WHO Indonesia, 2020).

The relationship of age to the number of contacts

The findings revealed a correlation between age and contacts ($p = 0.037$). This is because students are mostly teenagers. After all, the behavioral characteristic of adolescents is to have a peer playgroup. Teenagers will engage in a variety of daily activities at the playgroup, enhancing the possibility of increased contact. Given that there are still simultaneous activities of attending class and living in a room with, on average, 10 people, the number of contacts will rise. This is also due to the productive age, especially school age, having activities with high socialization and supported by a closed environment. So that if there is a case in that place, it will spread quickly and massively (Sirajuddin, 2020).

This is research calling secondary attack rate. Secondary attack rate is a measure of the frequency of new cases of a disease among contacts of cases. A secondary attack rate is calculated by dividing the total number of contacts during the research period by the number of cases among contacts of initial cases. Typically, we deduct the number of primary cases from the total number of people living in those households to arrive at the overall number of household contacts. (Gregg, 2009).

According to the study's findings (H.-Y. Cheng et al., 2020) contact tracing revealed 23 secondary cases. It was estimated that the mean incubation period was 4.1 days (95% credible interval [CrI], 0, 4-15.8), and the median serial interval was 4.1 days (95% CrI, 0.1-27.8) (95% CrI, 0.1-27.8) (H.-Y. Cheng et al., 2020)

This is in line with research (Seftiya & Kosala, 2020) This is in line with research

(Seftiya & Kosala, 2020) which suggests that the results of the study show a meaningful relationship between the number of contacts and age, with a p -value = 0.015 ($p < 0.05$). Additionally consistent with Satria et al. (2020), observational analytical research and bivariate tests, which, with a p -value of 0.041, found a correlation between the number of connections and age. Additionally, male sex, active smokers, and comorbid diseases like hypertension and diabetes mellitus are risk factors for SARS-CoV-2 infection (Susilo et al., 2022).

The COVID-19 Laboratory-Based Surveillance System in Islamabad, Pakistan, was evaluated by Mustaq et al. in 2020, and the results show that the system was deemed to be straightforward because the laboratory was using a uniform and consistent WHO standard case definition. The system gathers vital data from all laboratories on demographics, clinical signs and symptoms, travel history, contact information, and co-morbidities. (Mushtaq et al., 2020)

It is clear from the explanation above that there is a correlation between age and the number of contacts because it is influenced by a variety of factors. Social and environmental variables predominate. Because of its high fatality rate, relatively rapid transmission, and lack of an effective treatment, COVID-19 is still a disease to be on the lookout for. There are still many shortcomings in this study so further studies are needed.

This research has a weakness related with the research design. The research design was used in this study are descriptive and bivariate analysis. The descriptive analysis cannot reveal the association significantly and cannot reveal the causality between variables studied. However, the bivariate analysis can explain the association between research variables. The data was obtained from respondents through cross-sectional design which the design is related with the temporal ambiguity. The temporal ambiguity is the

research error that affect on the causality error. Thus, the association between variables is potentially on bidirectional association. In addition, this study also did not include other variables as a confounding or mediating variables. If both variables was included in the study, researcher can estimate the adjust odds ration which the goodness of fit model in a statistical method. However, this research has a strengthens related with the explaining clearly through figure or picture. Reader can imagine what explaining in this research result. On determining COVID-19 variable, researcher use the COVID-19 test kit to know the status among respondents whether positive or negative of COVID-19. Related with the instruments, this research used the Covid-19 outbreak investigation form. Covid-19 surveillance uses a more detailed case investigation form that includes information about specific risk factors, vaccinations or other methods of disease prevention, more detailed clinical information, and names or contact information for other potentially exposed people. Thus, this instrument cannot be doubted because it includes complete information

CONCLUSION

The conclusion of contact patterns is mostly in women with the number of contacts between 3-4 people and age is related to the number of contacts. The advice needs to limit contact when there is a need to prevent transmission

REFERENCE

- Baskara, B. (2020, Oktober). 102 Santri Ponpes Al-Mutawally Kuningan Positif COVID-19. *Detik.com*.
- Bi, Q., Wu, Y., Mei, S., Ye, C., Zou, X., Zhang, Z.,

... Feng, T. (2020). Epidemiology and transmission of COVID-19 in 391 cases and 1286 of their close contacts in Shenzhen, China: a retrospective cohort study. *The Lancet Infectious Diseases*, 20(8), 911–919. [https://doi.org/10.1016/S1473-3099\(20\)30287-5](https://doi.org/10.1016/S1473-3099(20)30287-5)

- Braithwaite, I., Callender, T., Bullock, M., & Aldridge, R. W. (2020). Automated and partly automated contact tracing: a systematic review to inform the control of COVID-19. *The Lancet Digital Health*, 2(11), e607–e621. [https://doi.org/10.1016/S2589-7500\(20\)30184-9](https://doi.org/10.1016/S2589-7500(20)30184-9)
- CDC. (2012). Principles of Epidemiology in Public Health Practice, Third Edition An Introduction to Applied Epidemiology and Biostatistics.
- CDC. (2020). Symptoms of COVID-19.
- Cesilia, C., Sudarmaji, S., Setiabudi, D., & Nataprawira, H. M. (2021). Case report of a COVID-19 family cluster originating from a boarding school. *Paediatrica Indonesiana*, 61(1), 53–60. <https://doi.org/10.14238/pi61.1.2021.53-60>
- Cheng, H.-Y., Jian, S.-W., Liu, D.-P., Ng, T.-C., Huang, W.-T., & Lin, H.-H. (2020). Contact Tracing Assessment of COVID-19 Transmission Dynamics in Taiwan and Risk at Different Exposure Periods Before and After Symptom Onset. *JAMA Internal Medicine*, 180(9), 1156–1163. <https://doi.org/10.1001/jamainternmed.2020.2020>
- Cheng, H. Y., Jian, S. W., Liu, D. P., Ng, T. C., Huang, W. T., & Lin, H. H. (2020). Contact Tracing Assessment of COVID-19 Transmission Dynamics in Taiwan and Risk at Different Exposure Periods before and after Symptom Onset. *JAMA Internal Medicine*, 180(9), 1156–1163. <https://doi.org/10.1001/jamainternmed.2020.2020>

2020.2020

- Doerre, A., & Doblhammer, G. (2022). The influence of gender on COVID-19 infections and mortality in Germany: Insights from age- and gender-specific modeling of contact rates, infections, and deaths in the early phase of the pandemic. *PLoS ONE*, *17*(5 May), 1–20. <https://doi.org/10.1371/journal.pone.0268119>
- Funk, S., Camacho, A., Kucharski, A. J., Eggo, R. M., & Edmunds, W. J. (2018). Real-Time Forecasting Of Infectious Disease Dynamics With A Stochastic Semi-Mechanistic Model. *Epidemics*, *3*(2), 56–61. <https://doi.org/10.1016/j.epidem.2016.11.003>.
- Ghiffari, R. A. (2020). Dampak Populasi dan Mobilitas Perkotaan terhadap Penyebaran Pandemi Covid-19 di Jakarta.
- Gov.UK. (2020). Guidance COVID-19: epidemiological definitions of outbreaks and clusters in particular settings.
- Gregg, M. B. (2009). *Field Epidemiology: 3rd (third) Edition*. Oxford University Press, USA.
- Han, Y., Liu, Y., Zhou, L., Chen, E., Liu, P., Pan, X., & Lu, Y. (2020). Epidemiological Assessment of Imported Coronavirus Disease 2019 (COVID-19) Cases in the Most Affected City Outside of Hubei Province, Wenzhou, China. *JAMA network open*, *3*(4), e206785. <https://doi.org/10.1001/jamanetworkopen.2020.6785>
- KompasTV Bandung. (2020). Rekor! 405 Santri Ponpes Husnul Khotimah Kuningan Covid-19. *Kompas TV*, hal. 2.
- Luo, L., Liu, D., Liao, X., Wu, X., Jing, Q., Zheng, J., ... Li, Z. (2020). Modes of contact and risk of transmission in COVID-19 among close contacts. *MedRxiv*.
- Madison & Dane County. (2020). Understanding 'Clusters.'
- Mahrana, Faisal, H. K. P., Khairan, P., Mutmainah, I., Rahmawati, F. N., Marwadhani, S. S., ... Prawirohardjo, P. (2020). Kasus COVID-19 Ringan Pada Tenaga Medis : Evaluasi Temuan Klinis dan Risiko Transmisi. *Journal Indonesia Medical Association*, *70*(4). <https://doi.org/10.47830/jinma-vol.70.4-2020-223>
- Mushtaq, A., Ikram, A., Chaudhry, A., Sandhu, M., Khalid, F., Hussain, S., ... Salman, M. (2020). Evaluation of the COVID-19 Laboratory-Based Surveillance System in Islamabad-Pakistan 2020. *Global Biosecurity*, *1*(4). <https://doi.org/10.31646/gbio.73>
- NCDHSS. (2021). Outbreaks and Clusters.
- Nouvellet, P., Cori, A., Garske, T., Blake, I. M., Dorigatti, I., Hinsley, W., ... Riley, S. (2018). A Simple Approach To Measure Transmissibility and Forecast Incidence. *Epidemics*, *22*(2), 29–35. <https://doi.org/10.1016/j.epidem.2017.02.012>
- Nouvellet, P., Garske, T., Mills, H. L., Nedjati-Gilani, G., Hinsley, W., Blake, I. M., ... Ferguson, N. M. (2015). The Role of Rapid Diagnostics in Managing Ebola Epidemics. *Nature*, *52*(8), 109–116. <https://doi.org/10.1038/nature16041>
- Nugroho, W. D., C, W. I., Alanish, S. T., Istiqomah, N., & Cahyasari, I. (2020). Literature Review : Transmisi Covid-19 dari Manusia ke Manusia Di Asia. *jurnal of Bionursing*, *2*(2), 101–112.
- PIKOBAR. (2022). Sebaran Data COVID-19 Jawa Barat.
- Porta, M. (2008). *A dictionary of epidemiology*. Oxford university press.
- Randhawa, N., Campbell, F., Crellen, T., Sudre, B., & Jombart, T. (2019). Epicontacts :

- Handling , Visualisation and Analysis of epidemiological contacts, (May), 1–12.
- Ravindra, K., Malik, V. S., Padhi, B. K., Goel, S., & Gupta, M. (2022). Asymptomatic infection and transmission of COVID-19 among clusters: systematic review and meta-analysis. *Public Health*, *203*, 100–109.
<https://doi.org/10.1016/j.puhe.2021.12.003>
- Rifaldi, F., & Laiding, S. R. (2021). *Karakteristik Penderita Covid-19 Di Rsup Dr. Wahidin Sudirohusodo Makassar Periode April – Juni 2020*. UNIVERSITAS HASANUDDIN.
- Ruapertiwi, A. M. (2021). *Epidemiologi Pasien Coronavirus Disease di Rumah Sakit Tingkat II Putri Hijau Kesdam I/Bukit Barisan Medan Sumatera Utara*. Universitas Islam Negeri Sumatera Utara.
- Satria, R. M. A., Tutupoho, R. V., & Chalidyanto, D. (2020). Analisis Faktor Risiko Kematian dengan Penyakit Komorbid Covid-19. *Jurnal Keperawatan Silampari*, *4*(1), 48–55.
- Seftiya, A., & Kosala, K. (2020). Epidemiologi Karakteristik Pasien Covid-19 di Kalimantan Utara. *Jurnal Sains dan Kesehatan*, *3*(5), 645–653.
- Sirajuddin, N. (2020). Pengaruh Kontak Erat terhadap Kasus Konfirmasi Covid- 19 di Kota Makassar Tahun 2020, 100–110.
- Supandi, T. P., Kandou, G. D., & Langi, F. L. F. G. (2021). Karakteristik Penderita Coronavirus Disease 2019 Di Kota Kotamobagu. *Jurnal KESMAS*, *10*(8), 41–49.
- Susilo, A., Olivia, C., Jasirwan, M., Wafa, S., Maria, S., Rajabto, W., ... Cipto, R. (2022). Review of Current Literatures Mutasi dan Varian Coronavirus Disease 2019 (COVID-19): Tinjauan Literatur Terkini, *9*(1), 59–81.
- Susilo, A., Rumende, C. M., Pitoyo, C. W., Santoso, W. D., Yulianti, M., Sinto, R., ... Cipto, R. (2020). Coronavirus Disease 2019 : Tinjauan Literatur Terkini. *Jurnal Penyakit Dalam Indonesia*, *7*(1), 45–67.
- Teutsch, S. M., & Churchill, R. E. (2000). *Principles and practice of public health surveillance*. Oxford University Press, USA.
- Tian, S., Hu, N., Lou, J., Chen, K., Kang, X., Xiang, Z., ... Zhang, J. (2020). Characteristics of COVID-19 infection in Beijing. *Journal of Infection*, *80*(4), 401–406.
<https://doi.org/10.1016/j.jinf.2020.02.018>
- Tupper, P., & Colijn, C. (2021). COVID-19 in schools: Mitigating classroom clusters in the context of variable transmission. *PLoS Computational Biology*, *17*(7), 1–20.
<https://doi.org/10.1371/journal.pcbi.1009120>
- Vermonte, P. (2020). Karakteristik dan Persebaran COVID-19 di Indonesia : Temuan Awal, (April), 1–12.
- Volpp, K. G., Kraut, B. H., Ghosh, S., & Neatherlin, J. (2021). Minimal SARS-CoV-2 Transmission After Implementation of a Comprehensive Mitigation Strategy at a School — New Jersey, August 20–November 27, 2020. *MMWR Recommendations and Reports*, *70*(11), 377–381.
<https://doi.org/10.15585/mmwr.mm701a2>
- Wang, W., Tang, J., & Wei, F. (2020). Updated understanding of the outbreak of 2019 novel coronavirus (2019-nCoV) in Wuhan, China. *Journal Medical Virology*, *92*(4), 441–447.
<https://doi.org/10.1002/jmv.25689>
- Webb, P., Bain, C., & Page, A. (2017). *Essential epidemiology: an introduction for students and health professionals*. Cambridge University Press.

WHO Indonesia. (2020). Coronavirus Disease 2019 (COVID-19) Ikhtisar Kegiatan-8. *World Health Organization*, 19(Desember), 1–12.

Yen, M. Y. (2020). Interrupting covid-19 transmission by implementing enhanced traffic control bundling: implications for global prevention and control efforts'. *Journal Of Microbiology, Immunology, and Infection*, 65(2).

Lampiran 11

EPIDEMIOLOGICAL CONTACT (EPICONTACT) INVESTIGATION OF COVID-19 AT ISLAMIC BOARDING SCHOOLS IN KUNINGAN REGENCY, INDONESIA

ABSTRACT

Introduction: Covid-19 has spread throughout the world more than 61,27 million patient has infected, including in education clusters that implement boarding schools. Contact investigations on the cluster are necessary to control the spread of the virus. **Aims:** to describe the epidemiological contact pattern of investigation results in the Islamic Boarding school cluster in Kuningan Regency. **Methods:** The design of this study is descriptive with epidemiological approach. The population of all students of Pondok Pesantren X, as many as 164 students, a sample of 157 students who are positive for Covid-19, and research instruments for the Covid-19 outbreak investigation form, The variables studied included age, gender, symptoms, duration of contact, number of contacts, number of contact groups and place of contact. **Result:** Univariate data analysis with epicontact analysis. Results: sex: 33.3% male, 60.03% female, average age 15.05 years, the average number of contacts 3.25 people, the average number of male contacts 2.62 and female 3.39, number of male contact groups 41, number of female contact groups 91. Age of value $p=0.037$. **Conclusions:** Contact pattern conclusions Mostly in the female with the number of contacts between 3-4 people and age is related to the number of contacts. Limiting contact when there is suspicion is necessary to prevent transmission.

Keyword: Epidemiology Close Contact, Contact Investigation, Covid-19

INTRODUCTION

The coronavirus illness 2019 (COVID-19), which is caused by the SARS-CoV-2 virus, is a pneumonia condition that became global in 2020. In December 2019, Wuhan, Hubei Province, China, became the site of the disease's initial discovery. The virus causes widespread human lung infection and has a detrimental effect on many aspects of life, particularly on physical and mental health. between December 2019, the month of the initial COVID-19 patient discovery, and

November 27, 2020, SARS-CoV-2 has infected 61,277,488 people, with daily additions reaching +10,000 people and causing 1,436,796 deaths worldwide (WHO, 2022). Not only effect on health aspect, COVID-19 is also impact in socio economic aspect on population. Many people lost their job that can direct impact on household income. Deceasing of household income can impact on increasing the amount of poverty. Globally, poverty worldwide increased from 7.8 percent (before pandemic) to 9.1 percent (during pandemic). On social challenge aspect, there occurred the social inequalities between stratum in society,

such as low-skilled and high-skilled people, part-time and full-time worker, temporary and self-employed workers. Thus, COVID-19 leads the global burden around the world. The global burden can impact on the population in the future, such as economically, socially among other, etc.

In Indonesia, in the same period, 522,581 confirmed cases with daily additions reaching +5000 people and causing 16,521 deaths (Covid-19 Handling Task Force, 2022). The highest number is in DKI Jakarta Province contributing 20.8% of daily cases, followed by West Java province with 15.3% of cases (PIKOBAR, 2022). Cases in Kuningan Regency are among the highest cases, with this being the most with a prevalence rate of 14/1000 of the population. This is due to the existence of public places that have the potential to hold long crowds, such as Islamic boarding schools, schools, offices and so on. Rapid transmission in clusters is due to asymptomatic cases with an asymptomatic prevalence in various adult clusters of 29.48% and in children at 24.09% (Ravindra, Malik, Padhi, Goel, & Gupta, 2022).

There are social restrictions in place to stop the spread of the disease, one of which is schools and Islamic boarding schools. However, there are still a number of Islamic boarding schools that do not stop their operations, and as a result, there are crowds in the Islamic boarding school environment, which leads to an increase in cases in the surrounding area.. One of them was at the Husnul Khotimah Islamic boarding school which occurred in October 2020 with the number of confirmed people reaching 467 people from 1083 people in the PCR test (KompasTV Bandung, 2020). At the Al-Mutawally Islamic boarding school in Bojong Village, Cilimus District, the Islamic boarding school cluster later reappeared, and up to 102 students tested positive for COVID-19. (Baskara, 2020).

Therefore, to study, prepare, and implement interventions against the outbreak,

epidemiologists need extensive contact data analysis tools. Cluster transmission investigations are also needed to determine contact patterns and analysis of disease outbreaks involving various tasks, from data collection to exploratory analysis (Randhawa, Campbell, Crellen, Sudre, & Jombart, 2019). COVID-19 cluster investigation method and guidance has determined by WHO. WHO reveals that cluster investigation aims to rapidly identify, test of suspected people, and isolate properly people who probable and confirmed cases. Thus, cluster investigation is needed by epidemiologist to finding cases.

Furthermore, epidemiological modelling used for event prediction (Funk, Camacho, Kucharski, Eggo, & Edmunds, 2018) or the impact of certain interventions. Currently, The timing of symptoms, the definition of the distribution of major delays (such as the incubation time, serial intervals, and data on patient contact) are all important aspects of epidemic study. (Nouvellet et al., 2018). The latter type of information is crucial for outbreak analysis since it can help identify epidemic triggers and limit ongoing transmission by identifying new cases earlier. (Nouvellet et al., 2015). Because students living in Boarding Schools are very vulnerable, not only to the transmission of the virus among students but also, in the end, transmission to their families after travelling (Cesilia, Sudarmaji, Setiabudi, & Nataprawira, 2021). Student living in boarding schools are the closed population because they will stay there with same group there. Thus, infecting each other is the commonly phenomenon in boarding schools.

The research gap is related with the many previous study reveal the risk factor of COVID-19. However, few studies explained the COVID-19 situation through figure on map. This study reveal both the risk factor and mapping the COVID-19 situation. Using this study, the policy maker can know what the significant factor related with the COVID-19 and policy

maker can also imagine the COVID-19 situation through map provided in this research.

Covid-19 infection is a possibility for students who interact with cases in Islamic boarding schools, especially close acquaintances who are not shielded. After a COVID-19 patient receives a diagnosis, his close contacts are identified. These individuals may be local to the boarding school or non-local to the boarding school.(Luo et al., 2020).

To our knowledge, Indonesians still only have a basic concept of epicontact. To better understand epicontact in Indonesia, it is crucial to identify this problem. The purpose of this study is to determine how epicontact is used, row lists, and contact data, as well as the basic functions for handling, visualizing, and analyzing epidemiological contact data on ongoing events.

METHODS

Study design

A descriptive research design with epidemiological approach was conducted on November 27, 2020.

Participants

A sample of 156 students who are positive for COVID-19 makes up the population of all students and teachers at Al-Mutawally, which is 156 students and teachers. The inclusion criteria were: Students and Caretakers of Islamic boarding schools who have Covid-19 symptoms while at Islamic boarding schools. The exclusion criterion were: Invited guests visiting Islamic Boarding Schools.

Data collection

Data collection was carried out by interviewing through epidemiological investigations and contact tracing. The research instrument used is the Covid-19 outbreak investigation form. Covid-19 surveillance uses a more detailed case investigation form that includes information about specific risk factors, vaccinations or other methods of disease prevention, more detailed clinical information, and names or contact information for other potentially exposed people. Case investigation forms are completed by health care providers, by public health surveillance staff interviewing health care providers, or through abstraction of charts from information collected in patient history.(Teutsch & Churchill, 2000)

Variables

The variables studied included age, sex, symptoms, duration of contact, number of contacts, number of contact groups and place of contact. Age is how long a person has lived according to the research. Male and female are the two primary categories (sex) into which humans and the majority of other living creatures are separated based on their reproductive capabilities. People with COVID-19 have reported experiencing a wide range of symptoms, from minor discomfort to serious sickness. 2 to 14 days after virus contact, symptoms may start to show. Anyone can experience minor to major symptoms. Fever or chills, coughing, shortness of breath or difficulty breathing, fatigue, muscle or body aches, headache, and a new loss of taste or smell are some possible symptoms. runny or congested nose, sore throat vomit or nausea, Diarrhea (CDC, 2020). People who are thought to be at risk due to their exposure to an infected person are referred to as contacts.. (Braithwaite, Callender, Bullock, & Aldridge, 2020). Contact duration measures how long a person has interacted with a Covid-19 positive person. The number of contacts is the total number of individuals who came into touch during the outbreak. The number of contact

groups is the number of contact clusters from all contacts in one place. Place of contact is a location where interaction between personal contact with someone who is supportive of Covid-19.

Data Analysis

The data analysis carried out is univariate analysis with the online application Data tab and visualization of the case network (Epi-contact) with the Flourish Studio online application. Bivariate analysis was used in this investigation to assess the relationship between age, the number or proportion of detected contacts, and the number or proportion of detected contacts who later turned out to be infected. (Braithwaite et al., 2020). An analysis of bivariate data with Pearson correlation test using SPSS. The statistical analyses were two-sided. Statistical significance was defined as a P-value <0.05..

Ethical Consideration

The ethical commission of the Institute of Health Science Kuningan No. 73/EP/STIKKU/2020 accepted the research's conduct in terms of ethics..

RESULT

Table 1. Respondents' characteristics (n=156)

Group	Frequency	%
Sex		
Male	52	33,33
Female	104	66,66
Age		
6-19 Years	152	97,43
20-29 Years	1	0,06
30-39 Years	2	0,12

40-49 Years	1	0,06
Covid-19 Status		
Positif	156	100
Negatif	-	-

Based on table 1, the univariate analysis for the characteristics of the respondents showed that the majority were female (66.66%) and the age of the respondents was mostly 6-19 years (97.43%) and all (100%) were positive for Covid-19. Figures 1 and 2 below indicate the epicontact of cases in the group of male and female students as a result of the univariate analysis.. Figure 1 shows the Covid-19 cluster pattern of male students. Interaction between respondents occurs in groups. The respondents contact at least 2 people, the most contact is about 42 people, and the average contact is 10 people; then, the spread occurs massively.

COVID-19 Cluster at Male Islamic Boarding School
Sub-District Cilimus, District of Kuningan

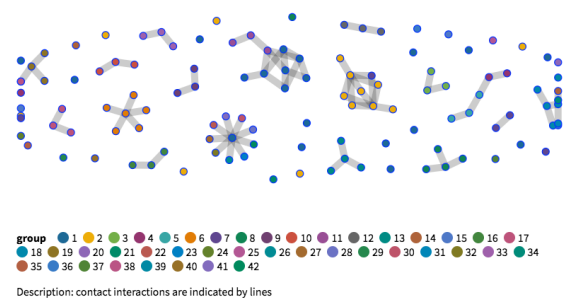


Figure 1. Covid-19 cluster contact pattern of male students

Figure 2 shows the Covid-19 cluster pattern of female students. Respondent contact occurs in a circular pattern with interactions between circles of more than one. This means that the respondent could spread the virus from one group to another more quickly.

COVID-19 Cluster at Female Islamic Boarding School
Sub District Cilimus, District of Kuningan

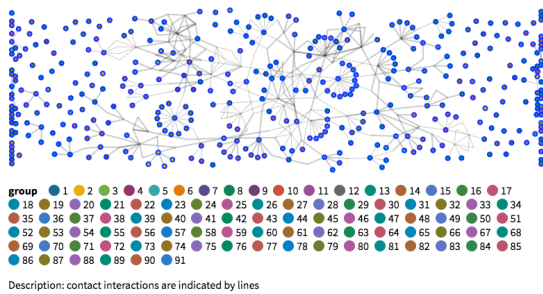


Figure 2. Covid-19 cluster contact pattern of female students



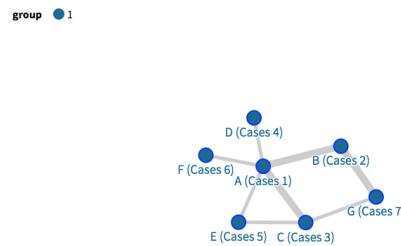
Figure 3. Boxplot showing the distribution of contacts by age among male and female students.

Figure 3 displays the boxplot distribution of the number of contacts by age for both male and female students. The average contact is 15 years old, with the lowest being 13 years and

the highest being 43 years. The most interactions (contacts) occurred 18 times at the age of 40 years, with an average of 3 contacts per day at the age of 15-20 years. The age of over 25 years shows that this is not a student but a teacher.

Figure 4 shows the epicontact COVID-19 cluster model. The contact model that occurs in Islamic boarding schools with more than 8 hours of contact will be transmitted from case A to case B. The first case or case index (A) shows that five people (B, C, D, E, and F) are in contact as secondary cases before an active case occurs. After contact with the first case (A), two of them are in contact with each other, increasing the risk of spreading to the other, so that there is case seven (G) as a tertiary case.

Epicontact Model Cluster Covid-19
Cluster Islamic Boarding School



The thick line indicates the duration of contact >8 hours
Thin line indicates the duration of contact <8 hours

Figure 4. Epicontact Covid-19 cluster model

Table 2. Correlation analysis of age and the number of contact in Islamic Boarding School Kuningan Regency

Group	Mean	SD	Median	p-value	95% CI	
					Lower	Upper
Correlation						
Age	15,5	3.658	15	0.037	14.926	16.074
The number of contact	3.5	3.3	3			

(SD: standard deviation; CI: confident interval)

The Pearson correlation test findings revealed that the association between age and contacts had a value of $p = 0.037$. In the Covid-19 cluster at the Al-Mutawally Islamic boarding school, Kuningan Regency, there is a correlation between age and the number of interactions. Based on the Confidence interval level (CI 95%), there are reveal that the range above 1 (14.926 – 16.074) that is mean the correlation between age is a risk factor to the number of contact among respondents,

DISCUSSION

In this descriptive research design, we identify the use of epicontact, row lists, and contact data, as well as the basic functions for handling, visualizing, and analyzing epidemiological contact data on ongoing events. Our study found that the average age of the respondents is 15 years old. Furthermore, 33.3% of respondents was male. Among male students, the average contact is 10 people, whereas among female students, the contact occurs in a circular pattern with interactions between circles of more than one. The contact model that occurs was more than 8 hours of contact will be transmitted from case A to case B. Furthermore, our research indicated a relationship between age and the quantity of contacts in the Covid-19 cluster at the Al-Mutawally Islamic boarding school, Kuningan Regency. To the best of our knowledge, this research is the first to demonstrate an epidemiological contact investigation (Epicontact) of Covid-19 in an Indonesian Islamic boarding school.

Beginning with the prevention and application of social distance so that behavior does not adhere to health protocols that have an impact on the widespread transmission of COVID-19 and an increase in the number of positive patients and patients who die, there is still a low level of public understanding of COVID-19. (Tian et al., 2020). When viewed from gender, this study shows that women are

twice as many as men with a percentage: of 33.3% men, 60.03% women.

Our study found that women are twice as many as men. This is in line with previous study (Ruapertiwi (2021) that the sex of Covid-19 sufferers is the most female The previous studies also found that close contact investigations in Shinzen China showed that women were 72% more than men 28% of the results of Contact Based Surveillance (Bi et al., 2020). This is because women have more social interactions. The population in the Islamic boarding school cluster is school-age children, so the average patient age is 15.05 years old. An increased risk of infection following contact with Covid-19 cases is linearly correlated with the age of close contact, with a 1.8% incidence rate in the adolescent age group of 0–17 years (Luo et al., 2020). Then the characteristics of Covid-19 sufferers are on average aged in the productive age range (10-40 years). In the productive age range (10-40 years) have a high lifestyle, mobility and social interaction, so they are very vulnerable to being infected with Covid-19 (Supandi, Kandou, & Langi, 2021).

Previous studies have shown that children are more likely to have milder SARS-CoV-2 infections compared to adults. About 20% of the 171 confirmed cases of PCR, showed asymptomatic in children and adolescents (Cesilia et al., 2021). Plus the risk of transmission in Islamic boarding schools with activities in classrooms, buildings or certain locations that are closed will cause influence on air quality which triggers the spread of the coronavirus so quickly (Ghiffari, 2020).

From the description above, it can be concluded that this study shows that women are more infected with COVID-19 due to environmental factors that are more at risk of spreading the virus. According to the study's findings, there are 56 more female instances than male cases (44 cases) (H.-Y. Cheng et al., 2020).

Our finding showed that students had average contact with 3 other students before the PCR test was carried out. According to a previous study, kids and teenagers interact with others more than adults do. Children may also not completely understand the health risks associated with not donning a mask; yet, even if they are aware of their risk of infection, they may feel more pressured to engage in social activities regardless of the risks (Doerre & Doblhammer, 2022). Thus, in the present study, one possible reason for this finding may be that adolescent students tend to have close friends who carry out their daily activities simultaneously because they help each other. So that the number of contacts is very risky for the transmission of Covid-19 because it is at risk of transmission between students. In addition, it risks transmitting to their families after traveling (Cesilia et al., 2021). Transmission is very fast in covid-19 in a short time, because of the transmission through droplets when interacting between students. The infection can happen if a person is within a relatively short distance of less than 1 meter because Covid-19 is spread by droplets (Susilo et al., 2020). With a person exhibiting respiratory illness signs (e.g. coughing and sneezing), droplet splashes are particularly at risk of transmitting to others if exposed to the oral and nasal mucosa or the potentially infective conjunctival mucosa of the eye (Nugroho, C, Alanish, Istiqomah, & Cahyasaki, 2020). In addition, it spreads very quickly from other viruses, also not accompanied by knowledge about the virus (Rifaldi & Laiding, 2021).

This is consistent with the study by Nugroho et al. (2020) which contends that airborne transmission within the same setting increases the chance of the COVID-19 outbreak spreading. Therefore, as a mechanism in emerging infectious diseases, the risk of fomite transmission exerts a greater influence than transmission through droplets (Yen, 2020). The duration of student interaction during concurrent activities increases the risk

of transmission in addition to the quantity of contacts. The findings of a prior study revealed that the reported Covid-19 contact time within six feet of a subject, together with information from a personal tracking device, revealed 14 contacts in patient subjects who were students (Volpp, Kraut, Ghosh, & Neatherlin, 2021).

Breaking the chain of transmission can be accomplished by immunization, isolation, early detection, and basic protection measures like handwashing with soap, maintaining social distance, donning masks, sprinkling disinfectant in public areas, and screening for in-person visits. Then carry out contact tracing and tracking (case investigations and outbreak investigations), as well as providing isolation and quarantine facilities to prevent case transmission (H. Y. Cheng et al., 2020; Han et al., 2020). So, from the description above, it is concluded that the risk of spread occurs in a dense environment, especially in rooms where the air does not circulate properly and is coupled with the risk of the number of students interacting in the room.

The spread of COVID-19 cases can be minimized by breaking the chain of transmission, which can be done by vaccination, isolation, early detection, and basic protection by washing hands with soap, maintaining social distance, wearing masks, spraying disinfection in places public places and screening for in-person visits. Then carry out contact tracing and tracking (case investigations and outbreak investigations), as well as providing isolation and quarantine facilities to prevent case transmission (H. Y. Cheng et al., 2020; Han et al., 2020)

Risk of Contact Clusters in Covid-19 Transmission

Students at The Islamic Boarding School carry out daily activities by staying in one room containing 5-10 people according to the area of the room, this is a risk factor for contact and a

high risk of transmission of Covid-19 because there is a transmission from person to person and frequent contact (Luo et al., 2020). Additionally, when there are exposures in confined spaces, information on the room's dimensions, ventilation, and whether windows were open could be linked to these, and then further linked to follow-up on cluster size (Tupper & Colijn, 2021).

The beginning of the spread of cases focused on one environment and gradually spread to another. The focus of one such environment is called a cluster, which makes it a risk of spreading the disease (Vermonte, 2020). A cluster is an accumulation of cases that are linked together in space and time and are believed to be more numerous than anticipated, even though the anticipated number may be known (CDC, 2012). A cluster is defined as an accumulation of actively rare events or illnesses in space or time in quantities that are thought or perceived to be higher than would be predicted by chance. (Porta, 2008). The word is usually used to describe a cluster of cases of a rare (usually non-infectious) disease, and putative clusters of disease are often suspected to have an environmental cause on based anecdotal evidence. As a result, much effort is often expended in response public outcry in attempts to determine whether a true cluster exists (Webb, Bain, & Page, 2017).

A Covid-19 cluster is characterized as having a minimum of five confirmed diagnostic cases, first positive test findings, or illness onsets within 14 days, and a credible epidemiologic relationship between cases (NCDHSS, 2021), or defining a cluster as two or more incidents connected to the same place, people, or event that happened at the same time. (Madison & Dane County, 2020). Two or more COVID-19 test-confirmed cases among people connected to a particular non-residential context with disease onset dates within 14 days meet the criteria for a cluster (without specific information regarding the nature of contact between the cases). No cases with sickness onset dates in the previous 14

days and test-confirmed cases mark the end of the cluster. (Gov.UK, 2020)

This cluster is possible because of the interests of the teacher or group leader who has to interact with other groups for the benefit of coordination and teaching. According to research conducted by Mahrana et al. (2020) The appearance of early patients and contact history are risk factors for the development of new clusters, clinical manifestations, supporting examinations of the lungs and treatment management. Then, transmission, in this case, is characterized by gastrointestinal symptoms (diarrhoea and nausea), feverish patterns, namely higher temperatures at night to early morning (Wang, Tang, & Wei, 2020). The results of a contact investigation study in Shinzen China, showed that the Attack Rate of contact in the room (room / house) showed 11.2% with AN OR of 15, which means that household members who are in the same room or house are at risk of 15 times to contract it compared to those who are not in the same room or household. Additionally, students will eat meals together, which could result in face-to-face interactions between individuals who are at risk of spreading Covid-19 if someone in the group has the infection. The results of a study in Shinzen China, showed an Attack rate when eating 8.2% and 23, meaning that those who contacted while eating together were at risk of contracting it 23 times compared to those who did not eat together. Eating together risks interaction and contact with the case for more than 15 minutes. A person who interacts with this case is called a contact case. Tracing and monitoring of close contact cases of COVID-19 in Indonesia is carried out in full through the SILACAK Application. The use of contact tracing technology is in line with a directive from WHO in February 2021 on COVID-19 Contact Tracing, which states that the use of digital technology is important in supporting the surveillance process of contact tracing of COVID-19 cases, given that tracing is a crucial part of emergency

response efforts to prevent the spread of infectious diseases (WHO Indonesia, 2020).

The relationship of age to the number of contacts

The findings revealed a correlation between age and contacts ($p = 0.037$). This is because students are mostly teenagers. After all, the behavioral characteristic of adolescents is to have a peer playgroup. Teenagers will engage in a variety of daily activities at the playgroup, enhancing the possibility of increased contact. Given that there are still simultaneous activities of attending class and living in a room with, on average, 10 people, the number of contacts will rise. This is also due to the productive age, especially school age, having activities with high socialization and supported by a closed environment. So that if there is a case in that place, it will spread quickly and massively (Sirajuddin, 2020).

This is research calling secondary attack rate. Secondary attack rate is a measure of the frequency of new cases of a disease among contacts of cases. A secondary attack rate is calculated by dividing the total number of contacts during the research period by the number of cases among contacts of initial cases. Typically, we deduct the number of primary cases from the total number of people living in those households to arrive at the overall number of household contacts. (Gregg, 2009).

According to the study's findings (H.-Y. Cheng et al., 2020) contact tracing revealed 23 secondary cases. It is estimated that the mean incubation period was 4.1 days (95% credible interval [CrI], 0, 4-15.8), and the median serial interval was 4.1 days (95% CrI, 0.1-27.8) (95% CrI, 0.1-27.8)(H.-Y. Cheng et al., 2020)

This is in line with research (Seftiya & Kosala, 2020) This is in line with research (Seftiya & Kosala, 2020) which suggests that

the results of the study show a meaningful relationship between the number of contacts and age, with a p -value = 0.015 ($p < 0.05$). Additionally consistent with Satria et al. (2020), observational analytical research and bivariate tests, which, with a p -value of 0.041, found a correlation between the number of connections and age. Additionally, male sex, active smokers, and comorbid diseases like hypertension and diabetes mellitus are risk factors for SARS-CoV-2 infection (Susilo et al., 2022).

The COVID-19 Laboratory-Based Surveillance System in Islamabad, Pakistan, was evaluated by Mustaq et al. in 2020, and the results show that the system was deemed to be straightforward because the laboratory was using a uniform and consistent WHO standard case definition. The system gathers vital data from all laboratories on demographics, clinical signs and symptoms, travel history, contact information, and co-morbidities. (Mushtaq et al., 2020)

It is clear from the explanation above that there is a correlation between age and the number of contacts because it is influenced by a variety of factors. Social and environmental variables predominate. Because of its high fatality rate, relatively rapid transmission, and lack of an effective treatment, COVID-19 is still a disease to be on the lookout for. There are still many shortcomings in this study so further studies are needed.

This research has a weakness related with the research design. The research design was used in this study are descriptive and bivariate analysis. The descriptive analysis cannot reveal the association significantly and cannot reveal the causality between variables studied. However, the bivariate analysis can explain the association between research variables. The data was obtained from respondents through cross-sectional design which the design is related with the temporal ambiguity. The temporal ambiguity is the research error that affect on the causality

error. Thus, the association between variables is potentially on bidirectional association. In addition, this study also did not include other variables as a confounding or mediating variables. If both variables was included in the study, researcher can estimate the adjust odds ration which the goodness of fit model in a statistical method. However, this research has a strengthens related with the explaining clearly through figure or picture. Reader can imagine what explaining in this research result. On determining COVID-19 variable, researcher use the COVID-19 test kit to know the status among respondents whether positive or negative of COVID-19. Related with the instruments, this research used the Covid-19 outbreak investigation form. Covid-19 surveillance uses a more detailed case investigation form that includes information about specific risk factors, vaccinations or other methods of disease prevention, more detailed clinical information, and names or contact information for other potentially exposed people. Thus, this instrument cannot be doubted because it includes complete information

CONCLUSION

The conclusion of contact patterns is mostly in women with the number of contacts between 3-4 people and age is related to the number of contacts. The advice needs to limit contact when there is a need to prevent transmission

REFERENCE

Baskara, B. (2020, Oktober). 102 Santri Ponpes Al-Mutawally Kuningan Positif COVID-19. *Detik.com*.

Bi, Q., Wu, Y., Mei, S., Ye, C., Zou, X., Zhang, Z., ... Feng, T. (2020). Epidemiology and

transmission of COVID-19 in 391 cases and 1286 of their close contacts in Shenzhen, China: a retrospective cohort study. *The Lancet Infectious Diseases*, 20(8), 911–919. [https://doi.org/10.1016/S1473-3099\(20\)30287-5](https://doi.org/10.1016/S1473-3099(20)30287-5)

Braithwaite, I., Callender, T., Bullock, M., & Aldridge, R. W. (2020). Automated and partly automated contact tracing: a systematic review to inform the control of COVID-19. *The Lancet Digital Health*, 2(11), e607–e621. [https://doi.org/10.1016/S2589-7500\(20\)30184-9](https://doi.org/10.1016/S2589-7500(20)30184-9)

CDC. (2012). Principles of Epidemiology in Public Health Practice, Third Edition An Introduction to Applied Epidemiology and Biostatistics.

CDC. (2020). Symptoms of COVID-19.

Cesilia, C., Sudarmaji, S., Setiabudi, D., & Nataprawira, H. M. (2021). Case report of a COVID-19 family cluster originating from a boarding school. *Paediatrica Indonesiana*, 61(1), 53–60. <https://doi.org/10.14238/pi61.1.2021.53-60>

Cheng, H.-Y., Jian, S.-W., Liu, D.-P., Ng, T.-C., Huang, W.-T., & Lin, H.-H. (2020). Contact Tracing Assessment of COVID-19 Transmission Dynamics in Taiwan and Risk at Different Exposure Periods Before and After Symptom Onset. *JAMA Internal Medicine*, 180(9), 1156–1163. <https://doi.org/10.1001/jamainternmed.2020.2020>

Cheng, H. Y., Jian, S. W., Liu, D. P., Ng, T. C., Huang, W. T., & Lin, H. H. (2020). Contact Tracing Assessment of COVID-19 Transmission Dynamics in Taiwan and Risk at Different Exposure Periods before and after Symptom Onset. *JAMA Internal Medicine*, 180(9), 1156–1163. <https://doi.org/10.1001/jamainternmed.2020.2020>

- Doerre, A., & Doblhammer, G. (2022). The influence of gender on COVID-19 infections and mortality in Germany: Insights from age- and gender-specific modeling of contact rates, infections, and deaths in the early phase of the pandemic. *PLoS ONE*, *17*(5 May), 1–20. <https://doi.org/10.1371/journal.pone.0268119>
- Funk, S., Camacho, A., Kucharski, A. J., Eggo, R. M., & Edmunds, W. J. (2018). Real-Time Forecasting Of Infectious Disease Dynamics With A Stochastic Semi-Mechanistic Model. *Epidemics*, *3*(2), 56–61. <https://doi.org/10.1016/j.epidem.2016.11.003>.
- Ghiffari, R. A. (2020). Dampak Populasi dan Mobilitas Perkotaan terhadap Penyebaran Pandemi Covid-19 di Jakarta.
- Gov.UK. (2020). Guidance COVID-19: epidemiological definitions of outbreaks and clusters in particular settings.
- Gregg, M. B. (2009). *Field Epidemiology: 3rd (third) Edition*. Oxford University Press, USA.
- Han, Y., Liu, Y., Zhou, L., Chen, E., Liu, P., Pan, X., & Lu, Y. (2020). Epidemiological Assessment of Imported Coronavirus Disease 2019 (COVID-19) Cases in the Most Affected City Outside of Hubei Province, Wenzhou, China. *JAMA network open*, *3*(4), e206785. <https://doi.org/10.1001/jamanetworkopen.2020.6785>
- KompasTV Bandung. (2020). Rekor! 405 Santri Ponpes Husnul Khotimah Kuningan Covid-19. *Kompas TV*, hal. 2.
- Luo, L., Liu, D., Liao, X., Wu, X., Jing, Q., Zheng, J., ... Li, Z. (2020). Modes of contact and risk of transmission in COVID-19 among close contacts. *MedRxiv*.
- Madison & Dane County. (2020). Understanding 'Clusters.'
- Mahrana, Faisal, H. K. P., Khairan, P., Mutmainah, I., Rahmawati, F. N., Marwadhani, S. S., ... Prawirohardjo, P. (2020). Kasus COVID-19 Ringan Pada Tenaga Medis : Evaluasi Temuan Klinis dan Risiko Transmisi. *Journal Indonesia Medical Association*, *70*(4). <https://doi.org/10.47830/jinma-vol.70.4-2020-223>
- Mushtaq, A., Ikram, A., Chaudhry, A., Sandhu, M., Khalid, F., Hussain, S., ... Salman, M. (2020). Evaluation of the COVID-19 Laboratory-Based Surveillance System in Islamabad-Pakistan 2020. *Global Biosecurity*, *1*(4). <https://doi.org/10.31646/gbio.73>
- NCDHSS. (2021). Outbreaks and Clusters.
- Nouvellet, P., Cori, A., Garske, T., Blake, I. M., Dorigatti, I., Hinsley, W., ... Riley, S. (2018). A Simple Approach To Measure Transmissibility and Forecast Incidence. *Epidemics*, *22*(2), 29–35. <https://doi.org/10.1016/j.epidem.2017.02.012>
- Nouvellet, P., Garske, T., Mills, H. L., Nedjati-Gilani, G., Hinsley, W., Blake, I. M., ... Ferguson, N. M. (2015). The Role of Rapid Diagnostics in Managing Ebola Epidemics. *Nature*, *52*(8), 109–116. <https://doi.org/10.1038/nature16041>
- Nugroho, W. D., C, W. I., Alanish, S. T., Istiqomah, N., & Cahyasari, I. (2020). Literature Review : Transmisi Covid-19 dari Manusia ke Manusia Di Asia. *journal of Bionursing*, *2*(2), 101–112.
- PIKOBAR. (2022). Sebaran Data COVID-19 Jawa Barat.
- Porta, M. (2008). *A dictionary of epidemiology*. Oxford university press.
- Randhawa, N., Campbell, F., Crellen, T., Sudre, B., & Jombart, T. (2019). Epicontacts : Handling , Visualisation and Analysis of

- epidemiological contacts, (May), 1–12.
- Ravindra, K., Malik, V. S., Padhi, B. K., Goel, S., & Gupta, M. (2022). Asymptomatic infection and transmission of COVID-19 among clusters: systematic review and meta-analysis. *Public Health*, *203*, 100–109.
<https://doi.org/10.1016/j.puhe.2021.12.003>
- Rifaldi, F., & Laiding, S. R. (2021). *Karakteristik Penderita Covid-19 Di Rsup Dr. Wahidin Sudirohusodo Makassar Periode April – Juni 2020*. UNIVERSITAS HASANUDDIN.
- Ruapertiwi, A. M. (2021). *Epidemiologi Pasien Coronavirus Disease di Rumah Sakit Tingkat II Putri Hijau Kesdam I/Bukit Barisan Medan Sumatera Utara*. Universitas Islam Negeri Sumatera Utara.
- Satria, R. M. A., Tutupoho, R. V., & Chalidyanto, D. (2020). Analisis Faktor Risiko Kematian dengan Penyakit Komorbid Covid-19. *Jurnal Keperawatan Silampari*, *4*(1), 48–55.
- Seftiya, A., & Kosala, K. (2020). Epidemiologi Karakteristik Pasien Covid-19 di Kalimantan Utara. *Jurnal Sains dan Kesehatan*, *3*(5), 645–653.
- Sirajuddin, N. (2020). Pengaruh Kontak Erat terhadap Kasus Konfirmasi Covid-19 di Kota Makassar Tahun 2020, 100–110.
- Supandi, T. P., Kandou, G. D., & Langi, F. L. F. G. (2021). Karakteristik Penderita Coronavirus Disease 2019 Di Kota Kotamobagu. *Jurnal KESMAS*, *10*(8), 41–49.
- Susilo, A., Olivia, C., Jasirwan, M., Wafa, S., Maria, S., Rajabto, W., ... Cipto, R. (2022). Review of Current Literatures Mutasi dan Varian Coronavirus Disease 2019 (COVID-19): Tinjauan Literatur Terkini, *9*(1), 59–81.
- Susilo, A., Rumende, C. M., Pitoyo, C. W., Santoso, W. D., Yulianti, M., Sinto, R., ... Cipto, R. (2020). Coronavirus Disease 2019 : Tinjauan Literatur Terkini. *Jurnal Penyakit Dalam Indonesia*, *7*(1), 45–67.
- Teutsch, S. M., & Churchill, R. E. (2000). *Principles and practice of public health surveillance*. Oxford University Press, USA.
- Tian, S., Hu, N., Lou, J., Chen, K., Kang, X., Xiang, Z., ... Zhang, J. (2020). Characteristics of COVID-19 infection in Beijing. *Journal of Infection*, *80*(4), 401–406.
<https://doi.org/10.1016/j.jinf.2020.02.018>
- Tupper, P., & Colijn, C. (2021). COVID-19 in schools: Mitigating classroom clusters in the context of variable transmission. *PLoS Computational Biology*, *17*(7), 1–20.
<https://doi.org/10.1371/journal.pcbi.1009120>
- Vermonte, P. (2020). Karakteristik dan Persebaran COVID-19 di Indonesia : Temuan Awal, (April), 1–12.
- Volpp, K. G., Kraut, B. H., Ghosh, S., & Neatherlin, J. (2021). Minimal SARS-CoV-2 Transmission After Implementation of a Comprehensive Mitigation Strategy at a School — New Jersey, August 20–November 27, 2020. *MMWR Recommendations and Reports*, *70*(11), 377–381.
<https://doi.org/10.15585/mmwr.mm7011a2>
- Wang, W., Tang, J., & Wei, F. (2020). Updated understanding of the outbreak of 2019 novel coronavirus (2019-nCoV) in Wuhan, China. *Journal Medical Virologi*, *92*(4), 441–447.
<https://doi.org/10.1002/jmv.25689>.
- Webb, P., Bain, C., & Page, A. (2017). *Essential epidemiology: an introduction for students and health professionals*. Cambridge University Press.
- WHO Indonesia. (2020). Coronavirus Disease

2019 (COVID-19) Ikhtisar Kegiatan-8.
World Health Organization,
19(Desember), 1–12.

Yen, M. Y. (2020). Interrupting covid-19 transmission by implementing enhanced traffic control bundling: implications for global prevention and control efforts'. *Journal Of Microbiology, Immunology, and Infection*, 65(2).

Lampiran 12

EPIDEMIOLOGICAL CONTACT (EPICONTACT) INVESTIGATION OF COVID-19 AT ISLAMIC BOARDING SCHOOLS IN KUNINGAN REGENCY, INDONESIA

ABSTRACT

Introduction: Covid-19 has spread throughout the world more than 61, 27 million patient has infected, including in education clusters that implement boarding schools. Contact investigations on the cluster are necessary to control the spread of the virus. **Aims:** to describe the epidemiological contact pattern of investigation results in the Islamic Boarding School cluster in Kuningan Regency. **Methods:** The design of this study is descriptive with epidemiological approach. The population of all students of Pondok Pesantren X, as many as 164 students, a sample of 157 students who are positive for Covid-19, and research instruments for the Covid-19 outbreak investigation form, the variables studied included age, gender, symptoms, duration of contact, number of contacts, number of contact groups and place of contact. **Result:** Univariate data analysis with epi-contact analysis. Results: sex: 33.3% male, 60.03% female, average age 15.05 years, the average number of contacts 3.25 people, the average number of male contacts 2.62 and female 3.39, number of male contact groups 41, number of female contact groups 91. Age of value $p=0.037$. **Conclusions:** Contact pattern conclusions Mostly in the female with the number of contacts between 3-4 people and age is related to the number of contacts. Limiting contact when there is suspicion is necessary to prevent transmission.

Keyword: Epidemiology Close Contact, Contact Investigation, Covid-19

INTRODUCTION

The coronavirus illness 2019 (COVID-19), which is caused by the SARS-CoV-2 virus, is a pneumonia condition that became global in 2020. In December 2019, Wuhan, Hubei Province, China, became the site of the disease's initial discovery. The virus causes widespread human lung infection and has a detrimental effect on many aspects of life, particularly on physical and mental health. between December 2019, the month of the initial COVID-19 patient discovery, and

November 27, 2020, SARS-CoV-2 has infected 61,277,488 people, with daily additions reaching +10,000 people and causing 1,436,796 deaths worldwide (OMS, 2022). Not only effect on health aspect, COVID-19 is also impact in socio economic aspect on population. Many people lost their job that can direct impact on household income. Deceasing of household income can impact on increasing the amount of poverty. Globally, poverty worldwide increased from 7.8 percent (before pandemic) to 9.1 percent (during pandemic). On social challenge aspect, there occurred the social inequalities between stratum in society,

such as low-skilled and high-skilled people, part-time and full-time worker, temporary and self-employed workers. Thus, COVID-19 leads the global burden around the world. The global burden can impact on the population in the future, such as economically, socially among other, etc.

In Indonesia, in the same period, 522,581 confirmed cases with daily additions reaching +5000 people and causing 16,521 deaths (Covid-19 Handling Task Force, 2022). The highest number is in DKI Jakarta Province contributing 20.8% of daily cases, followed by West Java province with 15.3% of cases (PIKOBAR, 2022). Cases in Kuningan Regency are among the highest cases, with this being the most with a prevalence rate of 14/1000 of the population. This is due to the existence of public places that have the potential to hold long crowds, such as Islamic boarding schools, schools, offices and so on. Rapid transmission in clusters is due to asymptomatic cases with an asymptomatic prevalence in various adult clusters of 29.48% and in children at 24.09% (Ravindra, Malik, Padhi, Goel, & Gupta, 2022).

There are social restrictions in place to stop the spread of the disease, one of which is schools and Islamic boarding schools. However, there are still a number of Islamic boarding schools that do not stop their operations, and as a result, there are crowds in the Islamic boarding school environment, which leads to an increase in cases in the surrounding area. One of them was at the Husnul Khotimah Islamic boarding school which occurred in October 2020 with the number of confirmed people reaching 467 people from 1083 people in the PCR test (KompasTV Bandung, 2020). At the Al-Mutawally Islamic boarding school in Bojong Village, Cilimus District, the Islamic boarding school cluster later reappeared, and up to 102 students tested positive for COVID-19. (Baskara, 2020).

Therefore, to study, prepare, and implement interventions against the outbreak,

epidemiologists need extensive contact data analysis tools. Cluster transmission investigations are also needed to determine contact patterns and analysis of disease outbreaks involving various tasks, from data collection to exploratory analysis (Randhawa, Campbell, Crellen, Sudre, & Jombart, 2019). COVID-19 cluster investigation method and guidance has determined by WHO. WHO reveals that cluster investigation aims to rapidly identify, test of suspected people, and isolate properly people who probable and confirmed cases. Thus, cluster investigation is needed by epidemiologist to finding cases (World Health Organization (WHO), 2020).

Furthermore, epidemiological modelling used for event prediction (Funk, Camacho, Kucharski, Eggo, & Edmunds, 2018) or the impact of certain interventions. Currently, The timing of symptoms, the definition of the distribution of major delays (such as the incubation time, serial intervals, and data on patient contact) are all important aspects of epidemic study. (Nouvellet et al., 2018). The latter type of information is crucial for outbreak analysis since it can help identify epidemic triggers and limit ongoing transmission by identifying new cases earlier. (Nouvellet et al., 2015). Because students living in Boarding Schools are very vulnerable, not only to the transmission of the virus among students but also, in the end, transmission to their families after travelling (Cesilia, Sudarmaji, Setiabudi, & Nataprawira, 2021). Student living in boarding schools are the closed population because they will stay there with same group there. Thus, infecting each other is the commonly phenomenon in boarding schools.

The research gap is related with the many previous study reveal the risk factor of COVID-19. However, few studies explained the COVID-19 situation through figure on map. This study reveal both the risk factor and mapping the COVID-19 situation. Using this study, the policy maker can know what the significant

factor related with the COVID-19 and policy maker can also imagine the COVID-19 situation through map provided in this research.

Covid-19 infection is a possibility for students who interact with cases in Islamic boarding schools, especially close acquaintances who are not shielded. After a COVID-19 patient receives a diagnosis, his close contacts are identified. These individuals may be local to the boarding school or non-local to the boarding school.(Luo et al., 2020).

To our knowledge, Indonesians still only have a basic concept of epi-contact. To better understand epi-contact in Indonesia, it is crucial to identify this problem. Epi contact is a summary of each person's relationship from the results of case tracing and close contacts or people who are physically close while they have the potential to spread from person to person with the aim of stopping the spread of COVID-19. (Wu, Wang, Nicholas, Maitland, & Fan, 2020)The purpose of this study is to determine how epicontact is used, row lists, and contact data, as well as the basic functions for handling, visualizing, and analyzing epidemiological contact data on ongoing events.

METHODS

Study design

A descriptive research design with epidemiological approach was conducted on November 27, 2020.

Participants

The population is all students and teachers at Islamic boarding schools as many as 156 people. Sampling technique with total sampling. A sample of 156 students who are positive for COVID-19 makes up the population of all students and teachers at Al-Mutawally,

which is 156 students and teachers. The inclusion criteria were: Students and Caretakers of Islamic boarding schools who have Covid-19 symptoms while at Islamic boarding schools. The exclusion criterion were: Invited guests visiting Islamic Boarding Schools.

Data collection

Data collection was carried out by interviewing through epidemiological investigations and contact tracing. The research instrument used is the Covid-19 outbreak investigation form from Ministry of Health (Kemenkes RI, 2020). Covid-19 surveillance uses a more detailed case investigation form that includes information about specific risk factors, vaccinations or other methods of disease prevention, more detailed clinical information, and names or contact information for other potentially exposed people. Case investigation forms are completed by health care providers, by public health surveillance staff interviewing health care providers, or through abstraction of charts from information collected in patient history (Teutsch & Churchill, 2000).

Variables

The variables studied included age, sex, symptoms, duration of contact, number of contacts, number of contact groups and place of contact. Age is how long a person has lived according to the research. Male and female are the two primary categories (sex) into which humans and the majority of other living creatures are separated based on their reproductive capabilities. People with COVID-19 have reported experiencing a wide range of symptoms, from minor discomfort to serious sickness. 2 to 14 days after virus contact, symptoms may start to show. Anyone can experience minor to major symptoms. Fever or chills, coughing, shortness of breath or

difficulty breathing, fatigue, muscle or body aches, headache, and a new loss of taste or smell are some possible symptoms. runny or congested nose, sore throat vomit or nausea, Diarrhea (CDC, 2020). People who are thought to be at risk due to their exposure to an infected person are referred to as contacts.. (Braithwaite, Callender, Bullock, & Aldridge, 2020). Contact duration or time of contact are measures how long a person has interacted with a Covid-19 positive person. The number of contacts is the total number of individuals who came into touch during the outbreak. The number of contact groups is the number of contact clusters from all contacts in one place. Place of contact is a location where interaction between personal contact with someone who is supportive of Covid-19.

Data Analysis

The data analysis carried out is univariate analysis with the online application Data tab and visualization of the case network (Epi-contact) with the Flourish Studio online application. Bivariate analysis was used in this investigation to assess the relationship between age, the number or proportion of detected contacts, and the number or proportion of detected contacts who later turned out to be infected.(Braithwaite et al., 2020). An analysis of bivariate data with Pearson correlation test using SPSS. The statistical analyses were two-sided. Statistical significance was defined as a p-value <0.05.

Ethical Consideration

The ethical commission of the Institute of Health Science Kuningan No. 73/EP/STIKKU/2020 accepted the research's conduct in terms of ethics.

RESULT

Table 1. Respondents' characteristics (n=156)

Group	Frequency	%
Sex		
Male	52	33,33
Female	104	66,66
Age		
6-19 Years	152	97,43
20-29 Years	1	0,06
30-39 Years	2	0,12
40-49 Years	1	0,06
Covid-19 Status		
Positif	156	100
Negative	-	-

Based on table 1, the univariate analysis for the characteristics of the respondents showed that the majority were female (66.66%) and the age of the respondents was

mostly 6-19 years (97.43%) and all (100%) were positive for Covid-19. Figures 1 and 2 below indicate the epi-contact of cases in the group of male and female students as a result of the

univariate analysis. Figure 1 shows the Covid-19 cluster pattern of male students. Interaction between respondents occurs in groups. The respondents contact at least 2 people, the

most contact is about 42 people, and the average contact is 10 people; then, the spread occurs massively.

COVID-19 Cluster at Male Islamic Boarding School
Sub-District Cilimus, District of Kuningan

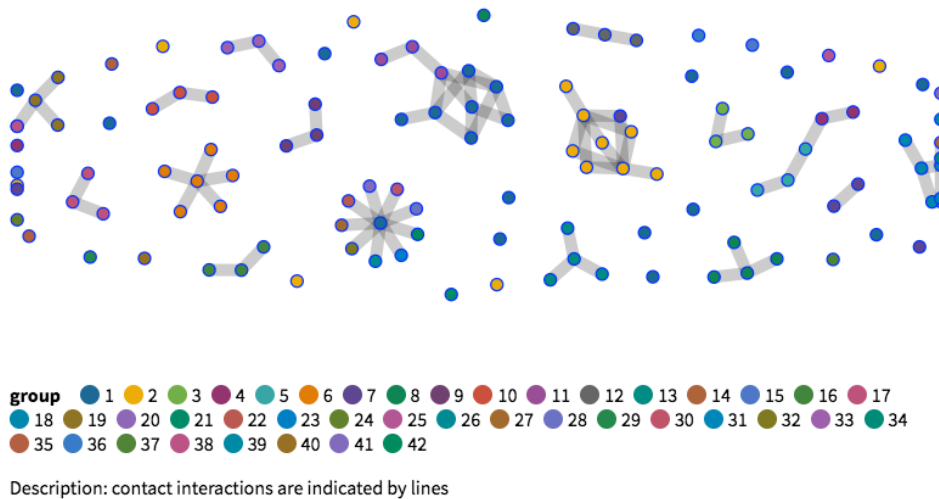
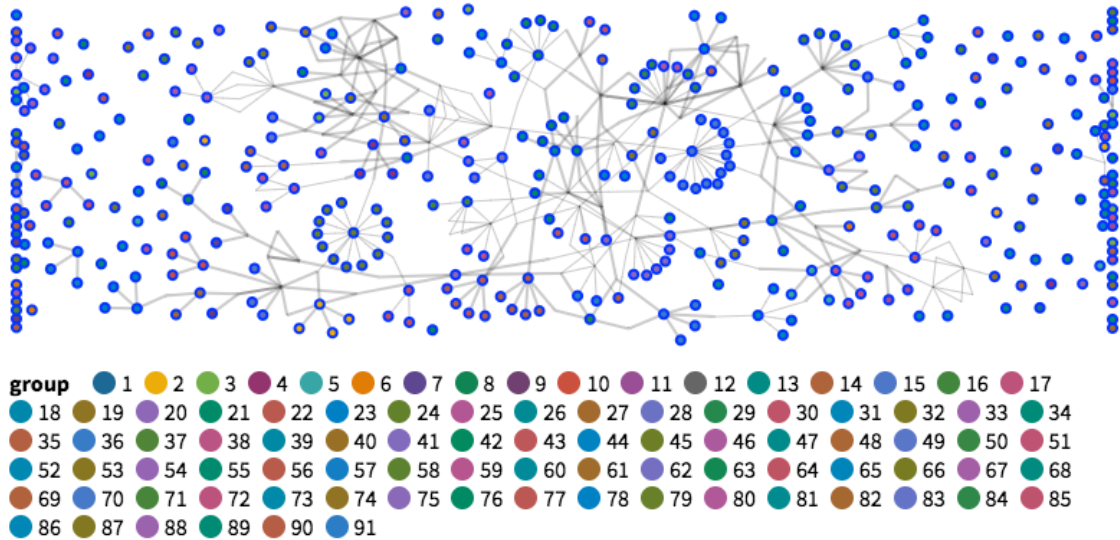


Figure 1. Covid-19 cluster contact pattern of male students

Figure 2 shows the Covid-19 cluster pattern of female students. Respondent contact occurs in a circular pattern with interactions between circles of more than one.

This means that the respondent could spread the virus from one group to another more quickly.

COVID-19 Cluster at Female Islamic Boarding School Sub District Cilimus, District of Kuningan



Description: contact interactions are indicated by lines

Figure 2. Covid-19 cluster contact pattern of female students

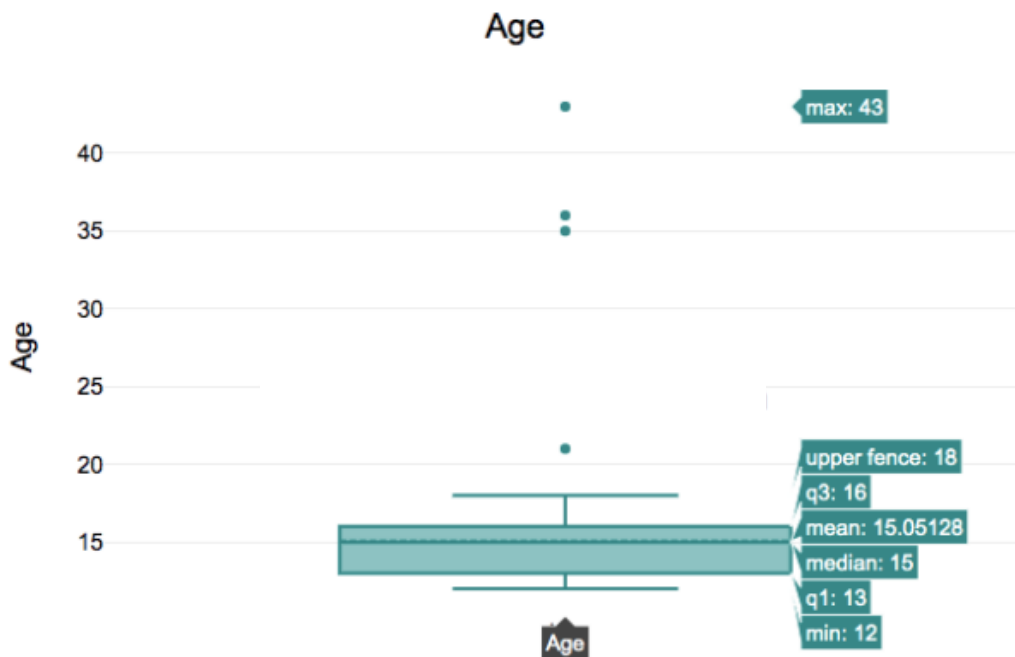


Figure 3. Boxplot showing the distribution of contacts by age among male and female students.

Figure 3 displays the boxplot distribution of the number of contacts by age for both male and female students. The average contact is 15

years old, with the lowest being 13 years and the highest being 43 years. The most interactions (contacts) occurred 18 times at the

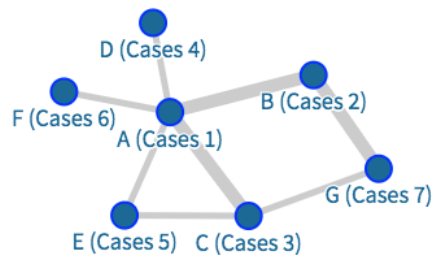
age of 40 years, with an average of 3 contacts per day at the age of 15-20 years. The age of over 25 years shows that this is not a student but a teacher.

Figure 4 shows the epicontact COVID-19 cluster model. The contact model that occurs in Islamic boarding schools with more than 8

hours of contact will be transmitted from case A to case B. The first case or case index (A) shows that five people (B, C, D, E, and F) are in contact as secondary cases before an active case occurs. After contact with the first case (A), two of them are in contact with each other, increasing the risk of spreading to the other, so that there is case seven (G) as a tertiary case.

Epicontact Model Cluster Covid-19 Cluster Islamic Boarding School

group ● 1



The thick line indicates the duration of contact >8 hours
Thin line indicates the duration of contact <8 hours

Figure 4. Epi-contact Covid-19 cluster model

Table 2. Correlation analysis of age and the number of contact in Islamic Boarding School Kuningan Regency

Group	Mean	SD	Median	p-value	95% CI	
					Lower	Upper
Correlation						
Age	15,5	3.658	15	0.037	14.926	16.074
The number of contact	3.5	3.3	3			

(SD: standard deviation; CI: confident interval)

The Pearson correlation test findings revealed that the association between age and

contacts had a value of $p = 0.037$. In the Covid-19 cluster at the Al-Mutawally Islamic boarding

school, Kuningan Regency, there is a correlation between age and the number of interactions. Based on the Confidence interval level (CI 95%), there are reveal that the range above 1 (14.926 – 16.074) that is mean the correlation between age is a risk factor to the number of contact among respondents,

DISCUSSION

In this descriptive research design, we identify the use of epicontact, row lists, and contact data, as well as the basic functions for handling, visualizing, and analyzing epidemiological contact data on ongoing events. Our study found that the average age of the respondents is 15 years old. Furthermore, 33.3% of respondents was male. Among male students, the average contact is 10 people, whereas among female students, the contact occurs in a circular pattern with interactions between circles of more than one. The contact model that occurs was more than 8 hours of contact will be transmitted from case A to case B. Furthermore, our research indicated a relationship between age and the quantity of contacts in the Covid-19 cluster at the Al-Mutawally Islamic boarding school, Kuningan Regency. To the best of our knowledge, this research is the first to demonstrate an epidemiological contact investigation (Epicontact) of Covid-19 in an Indonesian Islamic boarding school.

Beginning with the prevention and application of social distance so that behavior does not adhere to health protocols that have an impact on the widespread transmission of COVID-19 and an increase in the number of positive patients and patients who die, there is still a low level of public understanding of COVID-19. (Tian et al., 2020). When viewed from gender, this study shows that women are twice as many as men with a percentage: of 33.3% men, 60.03% women.

Our study found that women are twice as many as men. This is in line with previous study (Ruapertiwi (2021) that the sex of Covid-19 sufferers is the most female The previous studies also found that close contact investigations in Shinzen China showed that women were 72% more than men 28% of the results of Contact Based Surveillance (Bi et al., 2020). This is because women have more social interactions. The population in the Islamic boarding school cluster is school-age children, so the average patient age is 15.05 years old. An increased risk of infection following contact with Covid-19 cases is linearly correlated with the age of close contact, with a 1.8% incidence rate in the adolescent age group of 0–17 years (Luo et al., 2020). Then the characteristics of Covid-19 sufferers are on average aged in the productive age range (10-40 years). In the productive age range (10-40 years) have a high lifestyle, mobility and social interaction, so they are very vulnerable to being infected with Covid-19 (Supandi, Kandou, & Langi, 2021).

Previous studies have shown that children are more likely to have milder SARS-CoV-2 infections compared to adults. About 20% of the 171 confirmed cases of PCR, showed asymptomatic in children and adolescents (Cesilia et al., 2021). Plus the risk of transmission in Islamic boarding schools with activities in classrooms, buildings or certain locations that are closed will cause influence on air quality which triggers the spread of the coronavirus so quickly (Ghiffari, 2020).

From the description above, it can be concluded that this study shows that women are more infected with COVID-19 due to environmental factors that are more at risk of spreading the virus. According to the study's findings, there are 56 more female instances than male cases (44 cases) (H.-Y. Cheng et al., 2020).

Our finding showed that students had average contact with 3 other students before the PCR test was carried out. According to a

previous study, kids and teenagers interact with others more than adults do. Children may also not completely understand the health risks associated with not donning a mask; yet, even if they are aware of their risk of infection, they may feel more pressured to engage in social activities regardless of the risks (Doerre & Doblhammer, 2022). Thus, in the present study, one possible reason for this finding may be that adolescent students tend to have close friends who carry out their daily activities simultaneously because they help each other. So that the number of contacts is very risky for the transmission of Covid-19 because it is at risk of transmission between students. In addition, it risks transmitting to their families after traveling (Cesilia et al., 2021). Transmission is very fast in covid-19 in a short time, because of the transmission through droplets when interacting between students. The infection can happen if a person is within a relatively short distance of less than 1 meter because Covid-19 is spread by droplets (Susilo et al., 2020). With a person exhibiting respiratory illness signs (e.g. coughing and sneezing), droplet splashes are particularly at risk of transmitting to others if exposed to the oral and nasal mucosa or the potentially infective conjunctival mucosa of the eye (Nugroho, C, Alanish, Istiqomah, & Cahyasari, 2020). In addition, it spreads very quickly from other viruses, also not accompanied by knowledge about the virus (Rifaldi & Laiding, 2021).

This is consistent with the study by Nugroho et al. (2020) which contends that airborne transmission within the same setting increases the chance of the COVID-19 outbreak spreading. Therefore, as a mechanism in emerging infectious diseases, the risk of fomite transmission exerts a greater influence than transmission through droplets (Yen, 2020). The duration of student interaction during concurrent activities increases the risk of transmission in addition to the quantity of contacts. The findings of a prior study revealed that the reported Covid-19 contact time within

six feet of a subject, together with information from a personal tracking device, revealed 14 contacts in patient subjects who were students (Volpp, Kraut, Ghosh, & Neatherlin, 2021).

Breaking the chain of transmission can be accomplished by immunization, isolation, early detection, and basic protection measures like handwashing with soap, maintaining social distance, donning masks, sprinkling disinfectant in public areas, and screening for in-person visits. Then carry out contact tracing and tracking (case investigations and outbreak investigations), as well as providing isolation and quarantine facilities to prevent case transmission (H. Y. Cheng et al., 2020; Han et al., 2020). So, from the description above, it is concluded that the risk of spread occurs in a dense environment, especially in rooms where the air does not circulate properly and is coupled with the risk of the number of students interacting in the room.

The spread of COVID-19 cases can be minimized by breaking the chain of transmission, which can be done by vaccination, isolation, early detection, and basic protection by washing hands with soap, maintaining social distance, wearing masks, spraying disinfection in places public places and screening for in-person visits. Then carry out contact tracing and tracking (case investigations and outbreak investigations), as well as providing isolation and quarantine facilities to prevent case transmission (H. Y. Cheng et al., 2020; Han et al., 2020)

Risk of Contact Clusters in Covid-19 Transmission

Students at The Islamic Boarding School carry out daily activities by staying in one room containing 5-10 people according to the area of the room, this is a risk factor for contact and a high risk of transmission of Covid-19 because there is a transmission from person to person and frequent contact (Luo et al., 2020).

Additionally, when there are exposures in confined spaces, information on the room's dimensions, ventilation, and whether windows were open could be linked to these, and then further linked to follow-up on cluster size (Tupper & Colijn, 2021).

The beginning of the spread of cases focused on one environment and gradually spread to another. The focus of one such environment is called a cluster, which makes it a risk of spreading the disease (Vermonte, 2020). A cluster is an accumulation of cases that are linked together in space and time and are believed to be more numerous than anticipated, even though the anticipated number may be known (CDC, 2012). A cluster is defined as an accumulation of actively rare events or illnesses in space or time in quantities that are thought or perceived to be higher than would be predicted by chance. (Porta, 2008). The word is usually used to describe a cluster of cases of a rare (usually non-infectious) disease, and putative clusters of disease are often suspected to have an environmental cause on based anecdotal evidence. As a result, much effort is often expended in response to public outcry in attempts to determine whether a true cluster exists (Webb, Bain, & Page, 2017).

A Covid-19 cluster is characterized as having a minimum of five confirmed diagnostic cases, first positive test findings, or illness onsets within 14 days, and a credible epidemiologic relationship between cases (NCDHSS, 2021), or defining a cluster as two or more incidents connected to the same place, people, or event that happened at the same time. (Madison & Dane County, 2020). Two or more COVID-19 test-confirmed cases among people connected to a particular non-residential context with disease onset dates within 14 days meet the criteria for a cluster (without specific information regarding the nature of contact between the cases). No cases with sickness onset dates in the previous 14 days and test-confirmed cases mark the end of the cluster. (Gov.UK, 2020)

This cluster is possible because of the interests of the teacher or group leader who has to interact with other groups for the benefit of coordination and teaching. According to research conducted by Mahrana et al. (2020) The appearance of early patients and contact history are risk factors for the development of new clusters, clinical manifestations, supporting examinations of the lungs and treatment management. Then, transmission, in this case, is characterized by gastrointestinal symptoms (diarrhoea and nausea), feverish patterns, namely higher temperatures at night to early morning (Wang, Tang, & Wei, 2020). The results of a contact investigation study in Shinzen China, showed that the Attack Rate of contact in the room (room / house) showed 11.2% with AN OR of 15, which means that household members who are in the same room or house are at risk of 15 times to contract it compared to those who are not in the same room or household. Additionally, students will eat meals together, which could result in face-to-face interactions between individuals who are at risk of spreading Covid-19 if someone in the group has the infection. The results of a study in Shinzen China, showed an Attack rate when eating 8.2% and 23, meaning that those who contacted while eating together were at risk of contracting it 23 times compared to those who did not eat together. Eating together risks interaction and contact with the case for more than 15 minutes. A person who interacts with this case is called a contact case. Tracing and monitoring of close contact cases of COVID-19 in Indonesia is carried out in full through the SILACAK Application. The use of contact tracing technology is in line with a directive from WHO in February 2021 on COVID-19 Contact Tracing, which states that the use of digital technology is important in supporting the surveillance process of contact tracing of COVID-19 cases, given that tracing is a crucial part of emergency response efforts to prevent the spread of infectious diseases (WHO Indonesia, 2020).

The relationship of age to the number of contacts

The findings revealed a correlation between age and contacts ($p = 0.037$). This is because students are mostly teenagers. After all, the behavioral characteristic of adolescents is to have a peer playgroup. Teenagers will engage in a variety of daily activities at the playgroup, enhancing the possibility of increased contact. Given that there are still simultaneous activities of attending class and living in a room with, on average, 10 people, the number of contacts will rise. This is also due to the productive age, especially school age, having activities with high socialization and supported by a closed environment. So that if there is a case in that place, it will spread quickly and massively (Sirajuddin, 2020).

This is research calling secondary attack rate. Secondary attack rate is a measure of the frequency of new cases of a disease among contacts of cases. A secondary attack rate is calculated by dividing the total number of contacts during the research period by the number of cases among contacts of initial cases. Typically, we deduct the number of primary cases from the total number of people living in those households to arrive at the overall number of household contacts. (Gregg, 2009).

According to the study's findings (H.-Y. Cheng et al., 2020) contact tracing revealed 23 secondary cases. It is was estimated that the mean incubation period was 4.1 days (95% credible interval [CrI], 0, 4-15.8), and the median serial interval was 4.1 days (95% CrI, 0.1-27.8) (95% CI, 0.1-27.8)(H.-Y. Cheng et al., 2020)

This is in line with research (Seftiya & Kosala, 2020) This is in line with research (Seftiya & Kosala, 2020) which suggests that the results of the study show a meaningful relationship between the number of contacts and age, with a p -value = 0.015 ($p < 0.05$). Additionally consistent with Satria et al. (2020),

observational analytical research and bivariate tests, which, with a p -value of 0.041, found a correlation between the number of connections and age. Additionally, male sex, active smokers, and comorbid diseases like hypertension and diabetes mellitus are risk factors for SARS-CoV-2 infection (Susilo et al., 2022).

The COVID-19 Laboratory-Based Surveillance System in Islamabad, Pakistan, was evaluated by Mustaq et al. in 2020, and the results show that the system was deemed to be straightforward because the laboratory was using a uniform and consistent WHO standard case definition. The system gathers vital data from all laboratories on demographics, clinical signs and symptoms, travel history, contact information, and co-morbidities. (Mushtaq et al., 2020)

It is clear from the explanation above that there is a correlation between age and the number of contacts because it is influenced by a variety of factors. Social and environmental variables predominate. Because of its high fatality rate, relatively rapid transmission, and lack of an effective treatment, COVID-19 is still a disease to be on the lookout for. There are still many shortcomings in this study so further studies are needed.

This research has a weakness related with the research design. The research design was used in this study are descriptive and bivariate analysis. The descriptive analysis cannot reveal the association significantly and cannot reveal the causality between variables studied. However, the bivariate analysis can explain the association between research variables. The data was obtained from respondents through cross-sectional design which the design is related with the temporal ambiguity. The temporal ambiguity is the research error that effect on the causality error. Thus, the association between variables is potentially on bidirectional association. In addition, this study also did not include other variables as a confounding or mediating

variables. If both variables was included in the study, researcher can estimate the adjust odds ration which the goodness of fit model in a statistical method. However, this research has a strengthens related with the explaining clearly through figure or picture. Reader can imagine what explaining in this research result. On determining COVID-19 variable, researcher use the COVID-19 test kit to know the status among respondents whether positive or negative of COVID-19. Related with the instruments, this research used the Covid-19 outbreak investigation form. Covid-19 surveillance uses a more detailed case investigation form that includes information about specific risk factors, vaccinations or other methods of disease prevention, more detailed clinical information, and names or contact information for other potentially exposed people. Thus, this instrument cannot be doubted because it includes complete information

CONCLUSION

The conclusion of contact patterns is mostly in women with the number of contacts between 3-4 people and age is related to the number of contacts. The advice needs to limit contact when there is a need to prevent transmission

REFERENCE

- Baskara, B. (2020, Oktober). 102 Santri Ponpes Al-Mutawally Kuningan Positif COVID-19. *Detik.com*.
- Bi, Q., Wu, Y., Mei, S., Ye, C., Zou, X., Zhang, Z., ... Feng, T. (2020). Epidemiology and transmission of COVID-19 in 391 cases and 1286 of their close contacts in Shenzhen, China: a retrospective cohort study. *The Lancet Infectious Diseases*, 20(8), 911–919. [https://doi.org/10.1016/S1473-3099\(20\)30287-5](https://doi.org/10.1016/S1473-3099(20)30287-5)
- Braithwaite, I., Callender, T., Bullock, M., & Aldridge, R. W. (2020). Automated and partly automated contact tracing: a systematic review to inform the control of COVID-19. *The Lancet Digital Health*, 2(11), e607–e621. [https://doi.org/10.1016/S2589-7500\(20\)30184-9](https://doi.org/10.1016/S2589-7500(20)30184-9)
- CDC. (2012). Principles of Epidemiology in Public Health Practice, Third Edition An Introduction to Applied Epidemiology and Biostatistics. Diambil 6 September 2021, dari <https://www.cdc.gov/csels/dsepd/ss1978/lesson1/section11.html>
- CDC. (2020). Symptoms of COVID-19.
- Cesilia, C., Sudarmaji, S., Setiabudi, D., & Nataprawira, H. M. (2021). Case report of a COVID-19 family cluster originating from a boarding school. *Paediatrica Indonesiana*, 61(1), 53–60. <https://doi.org/10.14238/pi61.1.2021.53-60>
- Cheng, H.-Y., Jian, S.-W., Liu, D.-P., Ng, T.-C., Huang, W.-T., & Lin, H.-H. (2020). Contact Tracing Assessment of COVID-19 Transmission Dynamics in Taiwan and Risk at Different Exposure Periods Before and After Symptom Onset. *JAMA Internal Medicine*, 180(9). <https://doi.org/10.1001/jamainternmed.2020.2020>
- Cheng, H. Y., Jian, S. W., Liu, D. P., Ng, T. C., Huang, W. T., & Lin, H. H. (2020). Contact Tracing Assessment of COVID-19 Transmission Dynamics in Taiwan and Risk at Different Exposure Periods before and after Symptom Onset. *JAMA Internal Medicine*, 180(9), 1156–1163. <https://doi.org/10.1001/jamainternmed.2020.2020>

- Doerre, A., & Doblhammer, G. (2022). The influence of gender on COVID-19 infections and mortality in Germany: Insights from age- and gender-specific modeling of contact rates, infections, and deaths in the early phase of the pandemic. *PLoS ONE*, *17*(5 May), 1–20. <https://doi.org/10.1371/journal.pone.0268119>
- Funk, S., Camacho, A., Kucharski, A. J., Eggo, R. M., & Edmunds, W. J. (2018). Real-Time Forecasting Of Infectious Disease Dynamics With A Stochastic Semi-Mechanistic Model. *Epidemics*, *3*(2), 56–61. <https://doi.org/10.1016/j.epidem.2016.11.003>.
- Ghiffari, R. A. (2020). Dampak Populasi dan Mobilitas Perkotaan terhadap Penyebaran Pandemi Covid-19 di Jakarta.
- Gov.UK. (2020). Guidance COVID-19: epidemiological definitions of outbreaks and clusters in particular settings. Diambil 6 September 2021, dari <https://www.gov.uk/government/publications/covid-19-epidemiological-definitions-of-outbreaks-and-clusters/covid-19-epidemiological-definitions-of-outbreaks-and-clusters-in-particular-settings>
- Gregg, M. B. (2009). *Field Epidemiology: 3rd (third) Edition*. Oxford University Press, USA.
- Han, Y., Liu, Y., Zhou, L., Chen, E., Liu, P., Pan, X., & Lu, Y. (2020). Epidemiological Assessment of Imported Coronavirus Disease 2019 (COVID-19) Cases in the Most Affected City Outside of Hubei Province, Wenzhou, China. *JAMA network open*, *3*(4), e206785. <https://doi.org/10.1001/jamanetworkopen.2020.6785>
- Kemendes RI. (2020). *Pedoman Pencegahan dan Pengendalian Coronavirus Disease (Covid-19)*. Kementerian Kesehatan (Vol. 5). <https://doi.org/10.33654/math.v4i0.299>
- KompasTV Bandung. (2020). Rekor! 405 Santri Ponpes Husnul Khotimah Kuningan Covid-19. *Kompas TV*, hal. 2.
- Luo, L., Liu, D., Liao, X., Wu, X., Jing, Q., Zheng, J., ... Li, Z. (2020). Modes of contact and risk of transmission in COVID-19 among close contacts. *MedRxiv*.
- Madison & Dane County. (2020). Understanding 'Clusters.' Diambil 6 September 2021, dari <https://publichealthmdc.com/blog/understanding-clusters>
- Mahrana, Faisal, H. K. P., Khairan, P., Mutmainah, I., Rahmawati, F. N., Marwadhani, S. S., ... Prawirohardjo, P. (2020). Kasus COVID-19 Ringan Pada Tenaga Medis : Evaluasi Temuan Klinis dan Risiko Transmisi. *Journal Indonesia Medical Association*, *70*(4). <https://doi.org/10.47830/jinma-vol.70.4-2020-223>
- Mushtaq, A., Ikram, A., Chaudhry, A., Sandhu, M., Khalid, F., Hussain, S., ... Salman, M. (2020). Evaluation of the COVID-19 Laboratory-Based Surveillance System in Islamabad-Pakistan 2020. *Global Biosecurity*, *1*(4). <https://doi.org/10.31646/gbio.73>
- NCDHSS. (2021). Outbreaks and Clusters. Diambil 6 September 2021, dari <https://covid19.ncdhhs.gov/dashboard/outbreaks-and-clusters>
- Nouvellet, P., Cori, A., Garske, T., Blake, I. M., Dorigatti, I., Hinsley, W., ... Riley, S. (2018). A Simple Approach To Measure Transmissibility and Forecast Incidence. *Epidemics*, *22*(2), 29–35. <https://doi.org/10.1016/j.epidem.2017.02.012>
- Nouvellet, P., Garske, T., Mills, H. L., Nedjati-

- Gilani, G., Hinsley, W., Blake, I. M., ... Ferguson, N. M. (2015). The Role of Rapid Diagnostics in Managing Ebola Epidemics. *Nature*, 52(8), 109–116. <https://doi.org/10.1038/nature16041>
- Nugroho, W. D., C, W. I., Alanish, S. T., Istiqomah, N., & Cahyasari, I. (2020). Literature Review : Transmisi Covid-19 dari Manusia ke Manusia Di Asia. *jurnal of Bionursing*, 2(2), 101–112.
- OMS. (2022). COVID-19 Weekly Epidemiological Update. *World Health Organization*, (August), 1–33. Diambil dari <https://www.who.int/publications/m/item/covid-19-weekly-epidemiological-update>
- PIKOBAR. (2022). Sebaran Data COVID-19 Jawa Barat.
- Porta, M. (2008). *A dictionary of epidemiology*. Oxford university press.
- Randhawa, N., Campbell, F., Crellen, T., Sudre, B., & Jombart, T. (2019). Epicontacts : Handling , Visualisation and Analysis of epidemiological contacts, (May), 1–12.
- Ravindra, K., Malik, V. S., Padhi, B. K., Goel, S., & Gupta, M. (2022). Asymptomatic infection and transmission of COVID-19 among clusters: systematic review and meta-analysis. *Public Health*, 203, 100–109. <https://doi.org/10.1016/j.puhe.2021.12.003>
- Rifaldi, F., & Laiding, S. R. (2021). *Karakteristik Penderita Covid-19 Di Rsup Dr. Wahidin Sudirohusodo Makassar Periode April – Juni 2020*. UNIVERSITAS HASANUDDIN.
- Ruapertiwi, A. M. (2021). *Epidemiologi Pasien Coronavirus Disease di Rumah Sakit Tingkat II Putri Hijau Kesdam I/Bukit Barisan Medan Sumatera Utara*. Universitas Islam Negeri Sumatera Utara.
- Satria, R. M. A., Tutupoho, R. V., & Chalidyanto, D. (2020). Analisis Faktor Risiko Kematian dengan Penyakit Komorbid Covid-19. *Jurnal Keperawatan Silampari*, 4(1), 48–55.
- Seftiya, A., & Kosala, K. (2020). Epidemiologi Karakteristik Pasien Covid-19 di Kalimantan Utara. *Jurnal Sains dan Kesehatan*, 3(5), 645–653.
- Sirajuddin, N. (2020). Pengaruh Kontak Erat terhadap Kasus Konfirmasi Covid- 19 di Kota Makassar Tahun 2020, 100–110.
- Supandi, T. P., Kandou, G. D., & Langi, F. L. F. G. (2021). Karakteristik Penderita Coronavirus Disease 2019 Di Kota Kotamobagu. *Jurnal KESMAS*, 10(8), 41–49.
- Susilo, A., Olivia, C., Jasirwan, M., Wafa, S., Maria, S., Rajabto, W., ... Cipto, R. (2022). Review of Current Literatures Mutasi dan Varian Coronavirus Disease 2019 (COVID-19): Tinjauan Literatur Terkini, 9(1), 59–81.
- Susilo, A., Rumende, C. M., Pitoyo, C. W., Santoso, W. D., Yulianti, M., Sinto, R., ... Cipto, R. (2020). Coronavirus Disease 2019 : Tinjauan Literatur Terkini. *Jurnal Penyakit Dalam Indonesia*, 7(1), 45–67.
- Teutsch, S. M., & Churchill, R. E. (2000). *Principles and practice of public health surveillance*. Oxford University Press, USA.
- Tian, S., Hu, N., Lou, J., Chen, K., Kang, X., Xiang, Z., ... Zhang, J. (2020). Characteristics of COVID-19 infection in Beijing. *Journal of Infection*, 80(4), 401–406. <https://doi.org/10.1016/j.jinf.2020.02.018>
- Tupper, P., & Colijn, C. (2021). COVID-19 in schools: Mitigating classroom clusters in the context of variable transmission. *PLoS Computational Biology*, 17(7), 1–20. <https://doi.org/10.1371/journal.pcbi.100>

- Vermonte, P. (2020). Karakteristik dan Persebaran COVID-19 di Indonesia : Temuan Awal, (April), 1–12.
- Volpp, K. G., Kraut, B. H., Ghosh, S., & Neatherlin, J. (2021). Minimal SARS-CoV-2 Transmission After Implementation of a Comprehensive Mitigation Strategy at a School — New Jersey, August 20–November 27, 2020. *MMWR Recommendations and Reports, 70(11)*, 377–381.
<https://doi.org/10.15585/mmwr.mm7011a2>
- Wang, W., Tang, J., & Wei, F. (2020). Updated understanding of the outbreak of 2019 novel coronavirus (2019-nCoV) in Wuhan, China. *Journal Medical Virologi, 92(4)*, 441–447.
<https://doi.org/10.1002/jmv.25689>.
- Webb, P., Bain, C., & Page, A. (2017). *Essential epidemiology: an introduction for students and health professionals*. Cambridge University Press.
- WHO Indonesia. (2020). Coronavirus Disease 2019 (COVID-19) Ikhtisar Kegiatan-8. *World Health Organization, 19(Desember)*, 1–12.
- World Health Organization (WHO). (2020). Considerations in the investigation of cases and clusters of COVID-19. *Who2020, (March)*, 1–4.
- Wu, J., Wang, J., Nicholas, S., Maitland, E., & Fan, Q. (2020). Application of big data technology for COVID-19 prevention and control in China: Lessons and recommendations. *Journal of Medical Internet Research, 22(10)*.
<https://doi.org/10.2196/21980>
- Yen, M. Y. (2020). Interrupting covid-19 transmission by implementing enhanced traffic control bundling: implications for global prevention and control efforts’.

